


**A LAW TO MAKE PROVISION FOR SUPPLEMENTARY APPROPRIATION OF FUNDS FOR THE 23 LOCAL GOVERNMENT COUNCILS IN KADUNA STATE THE SUM OF TEN BILLION, TWENTY TWO MILLION, EIGHT HUNDRED AND SEVENTY SEVEN THOUSAND, FORTY THREE NAIRA THIRTY NINE KOBO ONLY (₦10,022,877,043.39)**



Kaduna State of Nigeria

Law No. 33..... 2018

(1<sup>st</sup> January 2019)

Date of Commencement

**BE IT ENACTED** by the House of Assembly of Kaduna State as follows:

Enactment

1. This Law may be cited as the Kaduna State Local Government Councils Supplementary Appropriation Law, 2018.

Short Title

2. This Law shall come into operation on the .....<sup>1<sup>st</sup></sup>..... day of .....January..... 2019.

Commencement

3. Any sum not exceeding the amount specified in the column of the Schedules in respect of the 23 Local Government Councils totalling **Ten Billion, Twenty Two Million, Eight Hundred and Seventy Seven Thousand, Forty Three Naira Thirty Nine Kobo Only (₦10,022,877,043.39)** set forth opposite the heads of expenditure specified in the Schedule herein shall be expended during the year ending the Thirty First December, 2018 in the manner as provided under the Kaduna State Local Government Law.

Warrant to incur Expenditure of (₦10,022,877,043.39)O by the 23 Local Government Councils


## 2018 RECURRENT AND CAPITAL EXPENDITURE

S/N	Local Government	Recurrent Expenditure	Capital Expenditure	Total
1	Birnin Gwari	152,601,132.00	381,047,715.99	533,648,847.99
2	Chikun	337,608,133.23	205,020,071.44	542,628,204.67
3	Giwa	177,417,959.23	271,650,213.30	449,068,172.53
4	Kajuru	197,299,857.85	149,510,453.05	346,810,310.90
5	Igabi	332,290,392.98	236,149,854.00	568,440,246.98
6	Ikara	132,725,085.27	248,078,804.06	380,803,889.33
7	Jaba	110,157,063,.58	221,903,004.52	332,060,068.10
8	Jema'a	183,704,067.71	258,744,201.62	442,448,268.83
9	Kachia	218,175,972.64	269,890,492.35	488,066,464.99
10	Kaduna North	216,485,934.00	244,590,891.22	461,076,825.22
11	Kaduna South	252,874,924.71	238,362,269.08	491,237,193.79
12	Kagarko	290,408,380.88	135,000,000.00	425,408,380.88
13	Kaura	160,340,815.29	208,219,264.32	368,560,079.61
14	Kauru	216,090,420.11	163,405,489.14	379,495,909.25
15	Kubau	189,266,047.93	250,037,617.35	439,303,665.28
16	Kudan	111,209,115.64	229,529,547.43	340,738,663.07
17	Lere	199,637,071.58	274,474,554.86	474,111,626.44
18	Makarfi	125,214,770.14	193,679,403.67	318,894,173.81
19	Sabon Gari	188,705,297.44	232,075,158.15	420,780,455.59
20	Sanga	176,763,558.68	176,030,163.99	352,793,722.67
21	Soba	207,891,262.64	241,792,035.65	449,683,298.29
22	Zangon Kataf	190,444,607.81	312,660,344.28	503,104,952.09
23	Zaria	176,422,042.19	337,291,580.89	513,713,623.08
	<b>TOTAL</b>	<b>4,543,733,913.03</b>	<b>5,479,143,130.36</b>	<b>10,022,877,043.39</b>

## SUMMARY

Recurrent Expenditure	4,543,733,913.03
Capital Expenditure	5,479,143,130.36
<b>GRAND TOTAL</b>	<b>10,022,877,043.39</b>

DATED AT KADUNA this .....<sup>27<sup>th</sup></sup>..... day of .....*December*..... 2018.


  
**Malam Nasir Ahmad el-Rufa'i,**  
Governor, Kaduna State.


## **EXPLANATORY NOTE**

(This note does not form part of this Law and has no legal effect).

The purpose of this Law is to make provision for appropriation of funds for the twenty three (23) Local Government Councils in Kaduna State.

This printed impression has been carefully compared with the Bill which has passed the Kaduna State House of Assembly and found to be true and correctly printed copy of the said Bill.

  
**HON. AMINU ABDULLAHI SHAGALI**  
(Speaker)

  
**BELLO ZUBAIRU IDRIS Esq.**  
(Clerk to the Legislature)