


**A LAW TO MAKE PROVISION FOR APPROPRIATION OF FUNDS
FOR THE 23 LOCAL GOVERNMENT COUNCILS IN KADUNA STATE THE
SUM OF FIFTY SEVEN BILLION, THREE HUNDRED AND NINETY MILLION,
TWO HUNDRED AND EIGHTY TWO THOUSAND, NINE HUNDRED AND FORTY
SIX NAIRA, EIGHTEEN KOBO ONLY (N57,390,282,946.18)**



Kaduna State of Nigeria

Law No. 12 2018

(16th February 2018)

Date of Commencement

BE IT ENACTED by the House of Assembly of Kaduna State as follows:

Enactment

1. This Law may be cited as the Kaduna State Local Government Councils Appropriation Law, 2018.

Short Title

2. This Law shall come into operation on the 16th day of February 2018.

Commencement

3. Any sum not exceeding the amount specified in the column of the Schedules in respect of the 23 Local Government Councils totalling **Fifty Seven Billion, Three Hundred and Ninety Million, Two Hundred and Eighty Two Thousand, Nine Hundred and Forty Six Naira, Eighteen Kobo Only (N57,390,282,946.18)** set forth opposite the heads of expenditure specified in the Schedule herein shall be expended during the year ending the Thirty First December, 2018 in the manner as provided under the Kaduna State Local Government Law.

Warrant to incur Expenditure of **(N57,390,282,946.18)** Only by the 23 Local Government Councils


2018 RECURRENT AND CAPITAL EXPENDITURE

S/N	Local Government	Recurrent Expenditure	Capital Expenditure	Total
	Birnin Gwari	1,352,136,151.00	1,382,368,577.57	2,733,504,728.57
	Chikun	2,397,448,585.15	862,786,384.00	3,260,234,969.15
	Glwa	1,581,139,897.81	906,798,069.00	2,487,937,966.81
	Igabi	1,637,848,406.79	1,005,852,483.81	2,643,700,890.60
	Ikara	1,136,503,222.21	1,073,202,786.00	2,209,706,008.21
	Jaba	1,225,872,163.19	863,505,833.00	2,094,377,996.19
	Jema'a	1,579,748,523.49	793,718,406.89	2,373,466,930.38
	Kachia	1,327,909,566.63	789,088,417.00	2,116,997,983.63
	Kaduna North	2,135,060,538.00	301,631,518.78	2,436,692,056.78
	Kaduna South	1, 874,600,882.76	841,431,241.00	2,716,032,123.76
	Kagarko	1, 648,361,694.00	522,698,870.36	2,171,060,564.36
	Kajuru	1,493,636,021.96	883,148,217.45	2,376,784,239.41
	Kaura	2,163,470,385.00	688,843,524.95	2,852,315,909.95
	Kauru	1,154,274,351.00	905,112,164.18	2,059,386,515.18
	Kubau	1,699,452,654.00	1,246,390,665.78	2,945,843,319.78
	Kudan	1,163,522,713.00	778,367,304.00	1,941,890,017.00
	Lere	1,932,529,552.00	1,071,852,854.80	3,004,382,406.80
	Makarfi	1,450,464,956.74	864,239,971.00	2,314,704,927.74
	Sabon Gari	1,507,156,331.37	1,119,878,209.82	2,627,034,541.19
	Sanga	1,304,780,986.99	976,353,236.15	2,281,134,223.14
	Soba	1,547,012,363.19	881,235,280.26	2,428,247,643.45
	Zangon Kataf	1,290,206,899.58	1,124,831,798.00	2,415,038,697.58
	Zaria	1,541,375,255.52	1,358,433,031.00	2,899,808,286.52
	TOTAL	36,143,512,101.38	21,246,770,844.80	57,390,282,946.18

SUMMARY

Recurrent Expenditure	36,143,512,101.38
Capital Expenditure	21,246,770,844.80
GRAND TOTAL	57,390,282,946.18

DATED AT KADUNA this 16th day of February 2018.



Malam Nasir Ahmad el-Rufa'i,
Governor, Kaduna State.


EXPLANATORY NOTE

(This note does not form part of this Law and has no legal effect).

The purpose of this Law is to make provision for appropriation of funds for the twenty three (23) Local Government Councils in Kaduna State.

This printed impression has been carefully compared with the Bill which has passed the Kaduna State House of Assembly and found to be true and correctly printed copy of the said Bill.


HON. AMINU ABDULLAHI SHAGALI
(Speaker)


BELLO ZUBAIRU IDRIS Esq.
(Clerk to the Legislature)