

**ANNUAL
SECURITY REPORT**
2022



**THE SECURITY SITUATION
IN KADUNA STATE,
1ST JANUARY TO 31ST DECEMBER 2022**

MINISTRY OF INTERNAL SECURITY
AND HOME AFFAIRS, KADUNA STATE

APRIL, 2023



MALAM NASIR AHMAD EL-RUFA'I, CON
GOVERNOR OF KADUNA STATE



DR. HADIZA S. BALARABE
DEPUTY GOVERNOR OF KADUNA STATE



SAMUEL ARUWAN

COMMISSIONER, MINISTRY OF INTERNAL SECURITY
AND HOME AFFAIRS, KADUNA STATE



INTRODUCTION

The Ministry of Internal Security and Home Affairs serves as a bridge between the Kaduna State Government and federal security agencies, comprising the Military, Police, Department of State Services, and others. The Ministry engages in policy formulation and coordination of internal security of the state.

The Government has ardently pursued its commitment to inclusion, and broad engagement of citizens of the State in the campaigns against terrorism, banditry, kidnapping, wanton killings, reprisals, communal violence, and other forms of criminality.

Publication of regular security updates - and quarterly reviews - has been undertaken throughout 2022 to keep citizens of Kaduna State adequately and accurately informed about the security situation in the State, and to arrest the potential consequences of rumours and falsehoods. Reports such as this one have also proven to be of immense value to individuals and civil society groups, for planning, for academic research and relevant engagements.

The statistics presented are generated from daily reports of security agencies - the Military (the Army, Navy and Air Force), Police, Department of State Services (DSS), Nigeria Security and Civil Defence Corps (NSCDC), National Drug Law Enforcement Agency (NDLEA) and Kaduna State Vigilance Service (KADVS) - community leaders (ward heads, village heads, district heads, chiefdoms, and emirates) and credible human intelligence networks. The figures presented here by the Kaduna State Government therefore constitute the most authoritative source of periodic security data on banditry, terrorism, and other incidents in the State.



SUMMARY OF BANDITRY INCIDENTS FROM 1ST JANUARY TO 31ST DECEMBER 2022

This report is an overview of the security situation in the state for the entire year 2022, alongside efforts of the Kaduna State Government to mitigate or remove threats.

This report presents the statistics of banditry incidents in the year 2022, with information from the fourth quarter of the year provided for context.

The report covers **banditry and terrorism, kidnapping, rape perpetrated by armed bandits, cattle rustling, communal and inter-ethnic clashes, violent attacks, and reprisal attacks**. It contains statistics of fatalities resulting from these incidences, excluding deaths from homicide and accidents not connected to the crimes hitherto listed. It also includes statistics of persons injured in these attacks. The report shows the casualty figures by gender and their status as adults or minors.

The report includes statistics of **bandits/terrorists neutralized** during engagements with ground forces (the Military, Police, DSS and other agencies).

The report excludes casualties suffered by of security personnel in the line of duty.



**TABLE A1: SUMMARY OF BANDITRY INCIDENTS IN 2022:
VICTIMS KILLED AS A RESULT OF BANDITRY, TERRORISM,
VIOLENT ATTACKS, REPRISALS AND COMMUNAL CLASHES**

SENATORIAL DISTRICT	SUMMARY OF BANDITRY INCIDENTS FOR 2022		TOTAL PER DISTRICT	PERCENTAGE OF STATEWIDE TOTAL
	LOCAL GOVERNMENT AREA	NUMBER OF VICTIMS KILLED		
NORTHERN SENATORIAL DISTRICT	IKARA	9	62	5.89%
	KUBAU	4		
	KUDAN	9		
	LERE	15		
	MAKARFI	7		
	SABON GARI	7		
	SOBA	6		
	ZARIA	5		
KADUNA CENTRAL SENATORIAL DISTRICT	BIRNIN GWARI	120	641	60.93%
	CHIKUN	116		
	GIWA	180		
	IGABI	83		
	KADUNA NORTH	9		
	KADUNA SOUTH	12		
	KAJURU	121		
SOUTHERN KADUNA SENATORIAL DISTRICT	JABA	2	349	33.17%
	JEMA'A	15		
	KACHIA	84		
	KAGARKO	19		
	KAURA	94		
	KAURU	48		
	SANGA	6		
	ZANGON KATAF	81		
		1,052		



The total number of deaths linked to banditry, terrorism and other forms of violence in 2022 is **1,052**. This comprised **947 men, 82 women and 23 minors**.

Kaduna Central Senatorial District suffered **641** deaths from banditry, terrorism, communal violence, violent attacks and reprisal attacks.

Giwa LGA recorded **180** deaths, and **Kajuru LGA** had **121**. **Birnin Gwari LGA** recorded **120** fatalities in 2022, and **Chikun LGA 116**.


Southern Kaduna Senatorial District accounted for **349** deaths (about one-third of the total), due to a mix of communal clashes and reprisals, alongside banditry.

These incidences accounted in large part for the **94** deaths recorded in **Kaura LGA** and **81** in **Zangon Kataf LGA**. **Kachia LGA** suffered **84** deaths in 2022.

In the period under review, the Northern Senatorial District recorded **62** fatalities from banditry and violent attacks, with **15** of those occurring in **Lere LGA**.



SUMMARY NUMBERS OF VICTIMS KILLED 2022



947
MALES



82
FEMALES



23
MINORS

1052 KILLED



EACH REPRESENTS 50

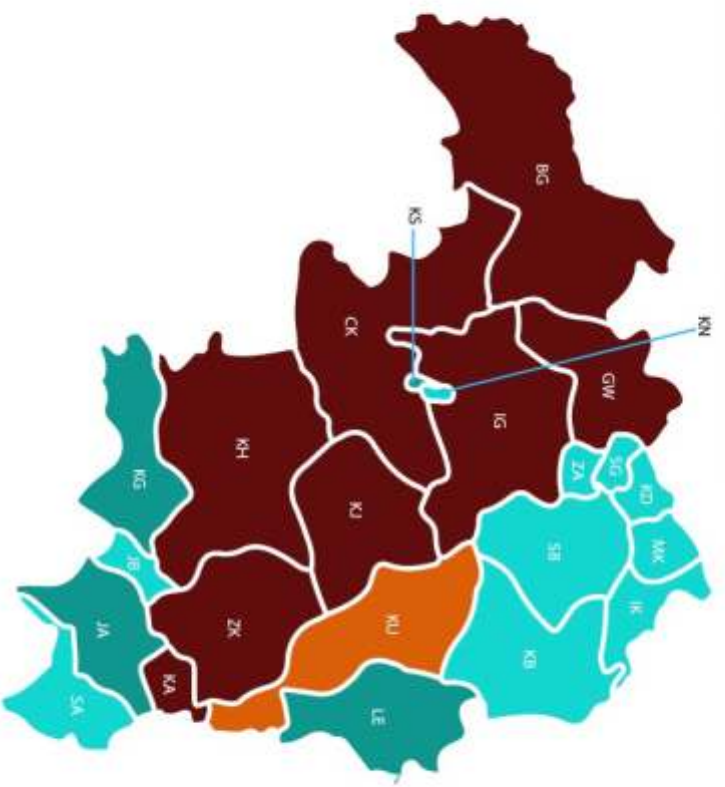


EACH REPRESENTS 10

GLOSSARY



SUMMARY NUMBERS OF VICTIMS KILLED 2022



KADUNA NORTH

- IKARA (IK)
- KUBAU (KB)
- KUDAN (KD)
- LERE (LE)
- MAKARFI (MK)
- SABON GARI (SG)
- SOBA (SB)
- ZARIA (ZA)

KADUNA CENTRAL

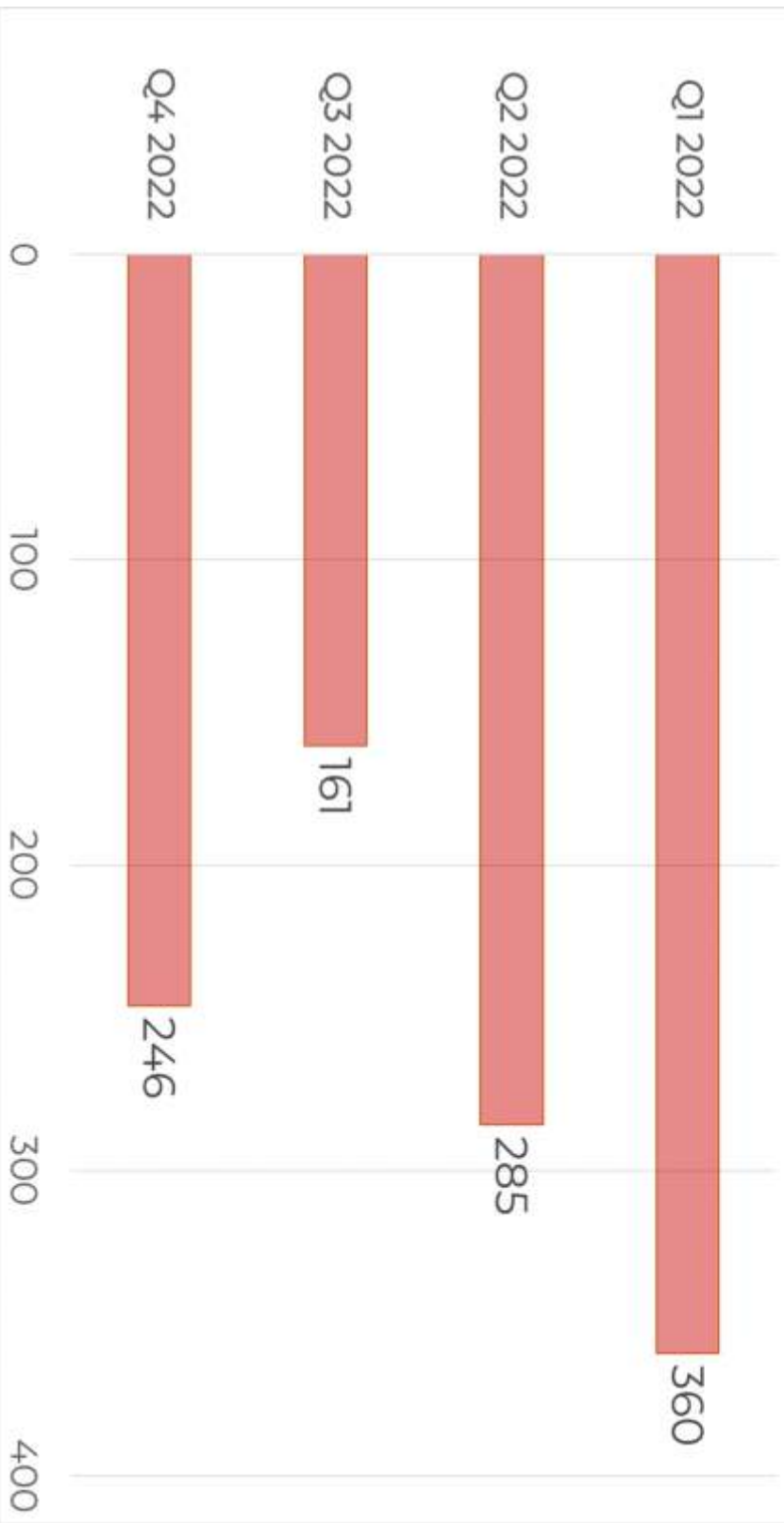
- B. GWARI (BG)
- CHIKUN (CK)
- GIWA (GW)
- IGABI (IG)
- K. NORTH (KN)
- K. SOUTH (KS)

KADUNA SOUTH

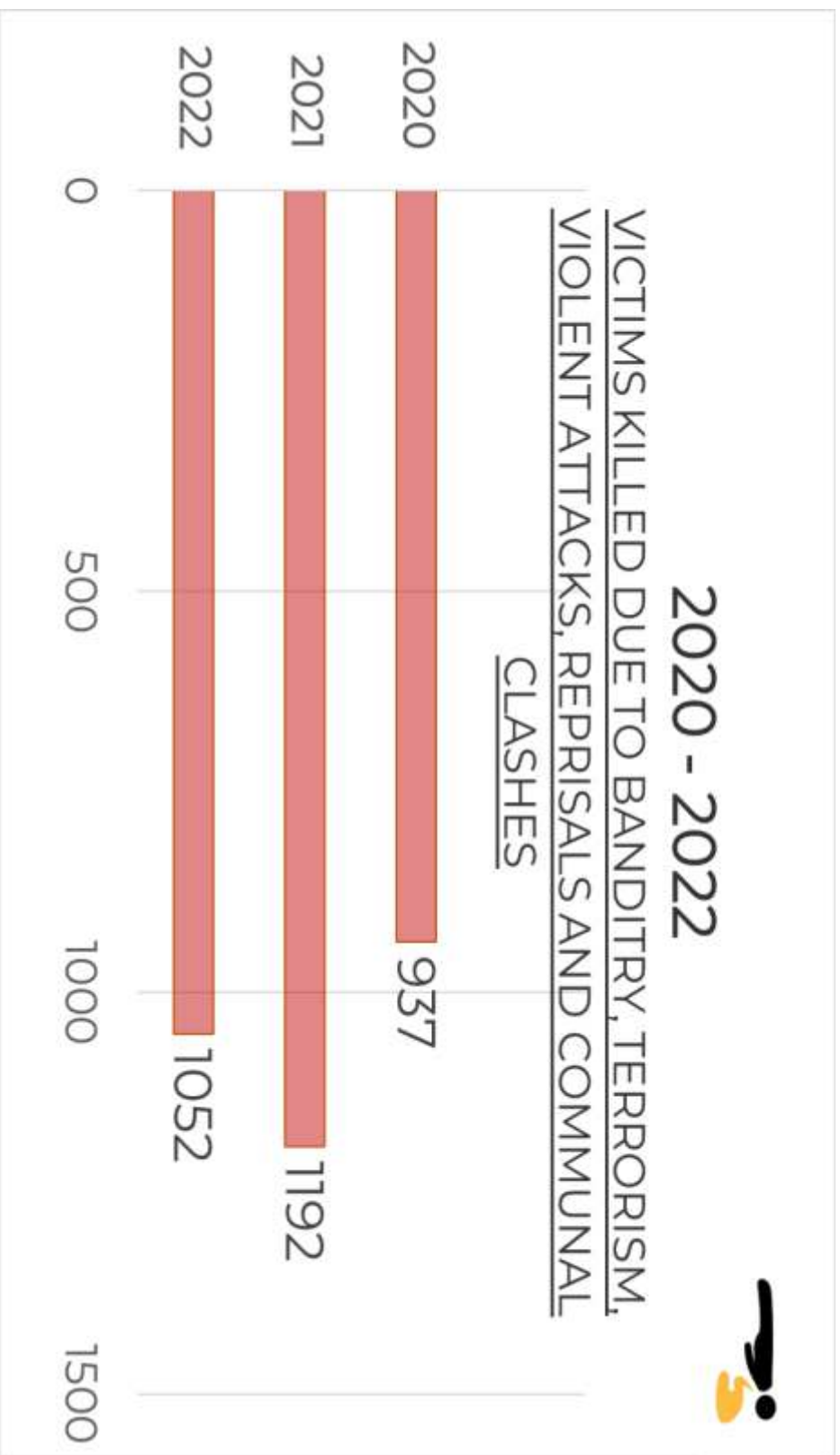
- JABA (JB)
- JEMA'A (JA)
- KACHIA (KH)
- KAGARAKO (KG)
- KAURA (KA)
- KAURU (KU)
- SANGA (SA)
- Z. KATAF (ZK)



2022: Q1 TO Q4 VICTIMS KILLED DUE TO BANDITRY, TERRORISM, VIOLENT ATTACKS, REPRISALS AND COMMUNAL CLASHES



TOTAL (2022) – 1,052 KILLED



TOTAL (2020 - 2022) – 3,181 KILLED.



**TABLE A2: SUMMARY OF BANDITRY INCIDENTS IN 2022:
VICTIMS KIDNAPPED**

SENATORIAL DISTRICT	SUMMARY OF BANDITRY INCIDENTS FOR 2022			
	LOCAL GOVERNMENT AREA	NUMBER OF VICTIMS KIDNAPPED	TOTAL PER DISTRICT	PERCENTAGE OF STATEWIDE TOTAL
NORTHERN SENATORIAL DISTRICT	IKARA	18	190	4.49%
	KUBAU	8		
	KUDAN	14		
	LERE	42		
	MAKARFI	17		
	SABON GARI	7		
	SOBA	12		
	ZARIA	72		
KADUNA CENTRAL SENATORIAL DISTRICT	BIRNIN GWARI	507	3,112	73.62%
	CHIKUN	810		
	GIWA	594		
	IGABI	506		
	KADUNA NORTH	1		
	KADUNA SOUTH	3		
	KAJURU	691		
SOUTHERN KADUNA SENATORIAL DISTRICT	JABA	3	925	21.88%
	JEMA'A	69		
	KACHIA	629		
	KAGARKO	102		
	KAURA	3		
	KAURU	59		
	SANGA	38		
	ZANGON KATAF	22		
		4,227		



KIDNAPPING

From the **4,227** people kidnapped in 2022, Kaduna Central Senatorial District accounts for **3,112**. Of that number, **2,417** were kidnapped within **Birnin Gwari, Igabi, Giwa and Chikun** local government areas. **Kajuru LGA** had **691** kidnapped persons in the period under review.


925 persons were kidnapped in the Southern Kaduna Senatorial District; **629** of these from **Kachia LGA**, **102** from **Kagarko LGA** and **69** from **Jema'a LGA**. **Kauru LGA** recorded 59 persons kidnapped, **Sanga LGA 38** and **Zangon Kataf LGA 22**.

The Northern Senatorial District saw **190** people kidnapped in 2022, with **72** of these from **Zaria LGA** and **42** from **Lere LGA**.


Of the total number kidnapped across the state in 2022, **1,395** were women and **226** were below the age of 18.



SUMMARY NUMBERS OF VICTIMS KIDNAPPED 2022



2606
MALES



1395
FEMALES



226
MINORS

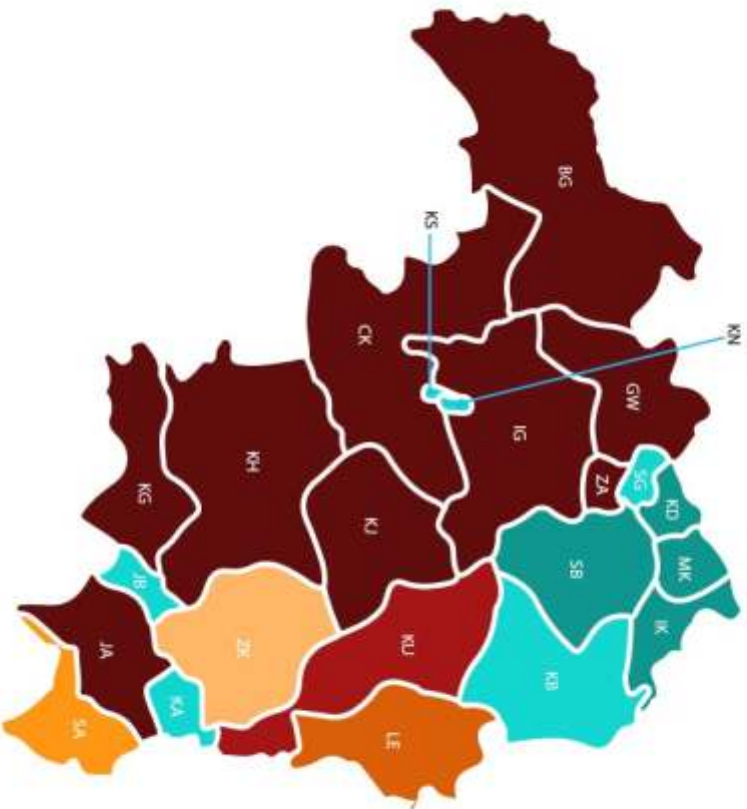
4227 KIDNAPPED



EACH REPRESENT

10

SUMMARY NUMBERS OF VICTIMS KIDNAPPED 2022

KADUNA NORTH

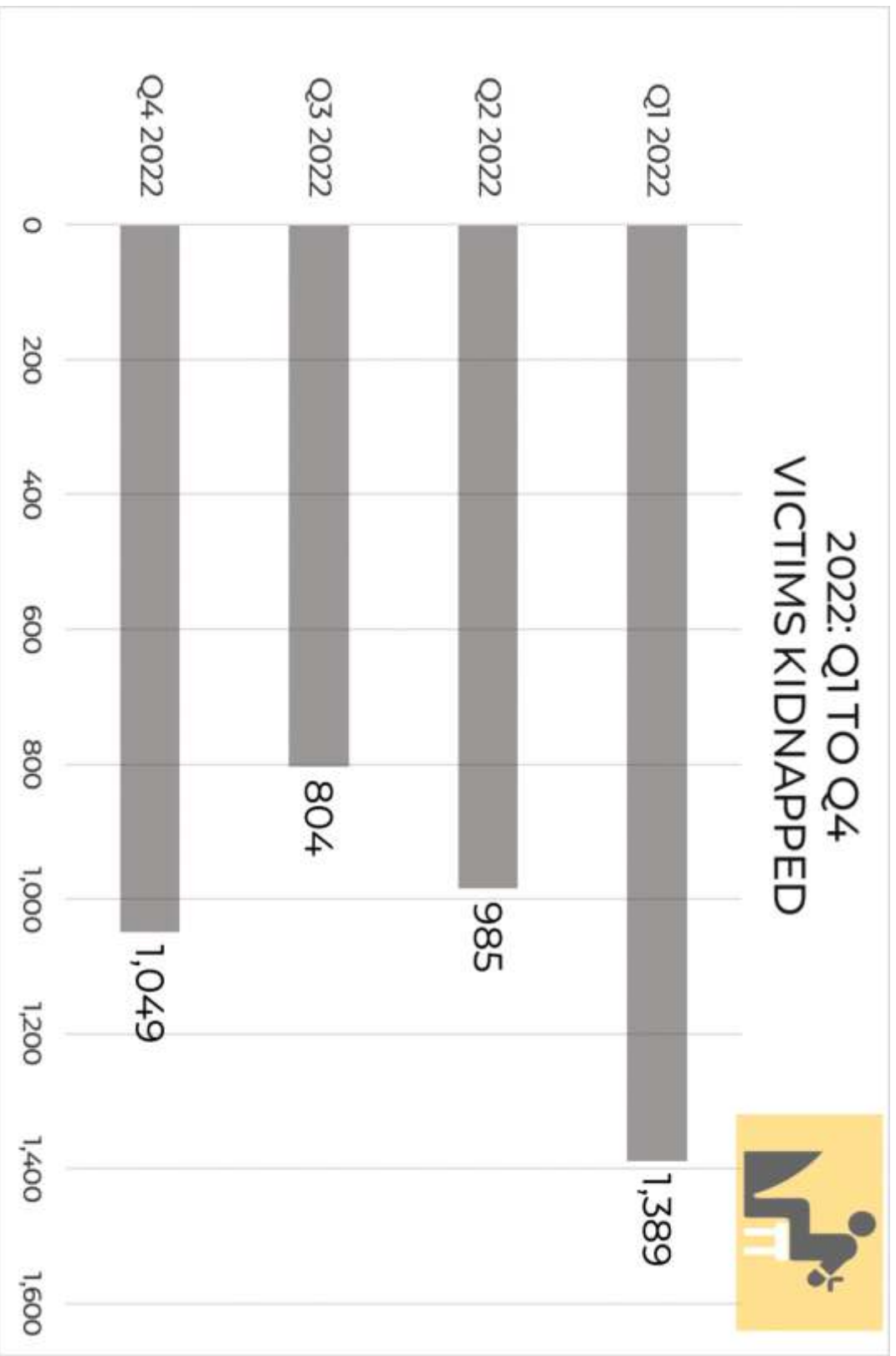
- IKARA (IK)
- KUBAU (KB)
- KUDAN (KD)
- LERE (LE)
- MAKARI (MK)
- SABON GARI (SG)
- SOBA (SB)
- ZARIA (ZA)

KADUNA CENTRAL

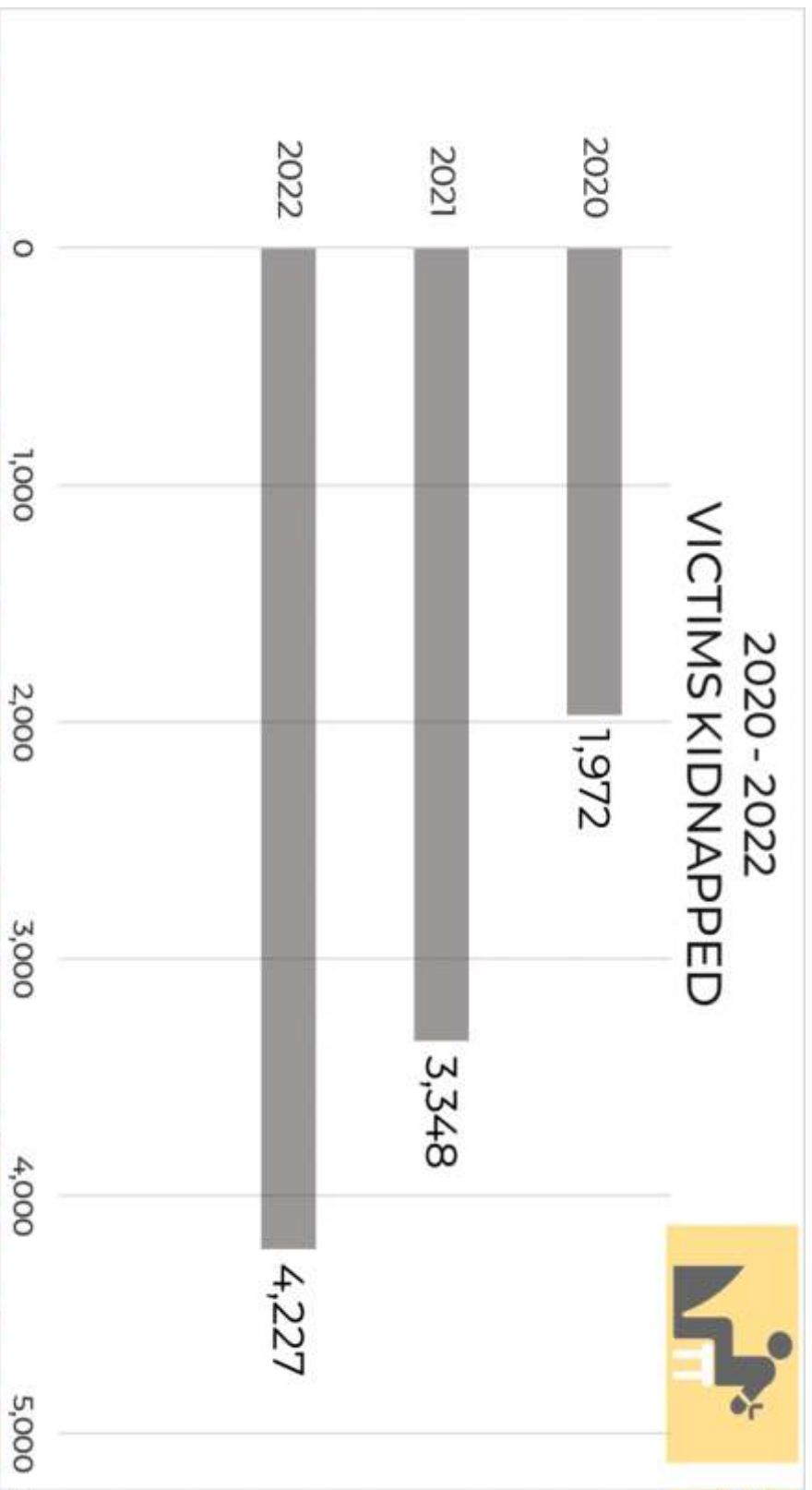
- B. GWARI (BG)
- CHIKUN (CK)
- GIWA (GW)
- IGABI (IG)
- K. NORTH (KN)
- K. SOUTH (KS)

KADUNA SOUTH

- JABA (JB)
- JEMAA (JA)
- KACHIA (KH)
- KAGARAKO (KG)
- KAURA (KA)
- KAURU (KU)
- SANGA (SA)
- Z. KATAF (ZK)



TOTAL (2022) – 4,227 KIDNAPPED





**TABLE A3: SUMMARY OF BANDITRY INCIDENTS IN 2022:
REPORTED RAPE**

SENATORIAL DISTRICT	SUMMARY OF BANDITRY INCIDENTS FOR 2022			
	LOCAL GOVERNMENT AREA	NUMBER OF REPORTED RAPE CASES	TOTAL PER DISTRICT	PERCENTAGE OF STATEWIDE TOTAL
NORTHERN SENATORIAL DISTRICT	IKARA		5	20.00%
	KUBAU			
	KUDAN	1		
	LERE	2		
	MAKARFI			
	SABON GARI	1		
	SOBA	1		
	ZARIA			
KADUNA CENTRAL SENATORIAL DISTRICT	BIRNIN GWARI	2	6	24.00%
	CHIKUN	3		
	GIWA			
	IGABI			
	KADUNA NORTH			
	KADUNA SOUTH			
	KAJURU	1		
SOUTHERN KADUNA SENATORIAL DISTRICT	JABA	1	14	56.00%
	JEMA'A	5		
	KACHIA			
	KAGARKO	3		
	KAURA	1		
	KAURU			
	SANGA	4		
	ZANGON KATAF			
		25		



REPORTED RAPE CASES

IN 2022, bandits were reported to have raped **25** victims across the state, with **13** of these being minors. The numbers are very likely higher, taking unreported cases into account.

Of the reported rape cases, **14** occurred in the Southern Kaduna Senatorial District.



SUMMARY NUMBERS OF REPORTED RAPE CASES 2022



0
MALES



12
FEMALES



13
MINORS

25 RAPED



10



10

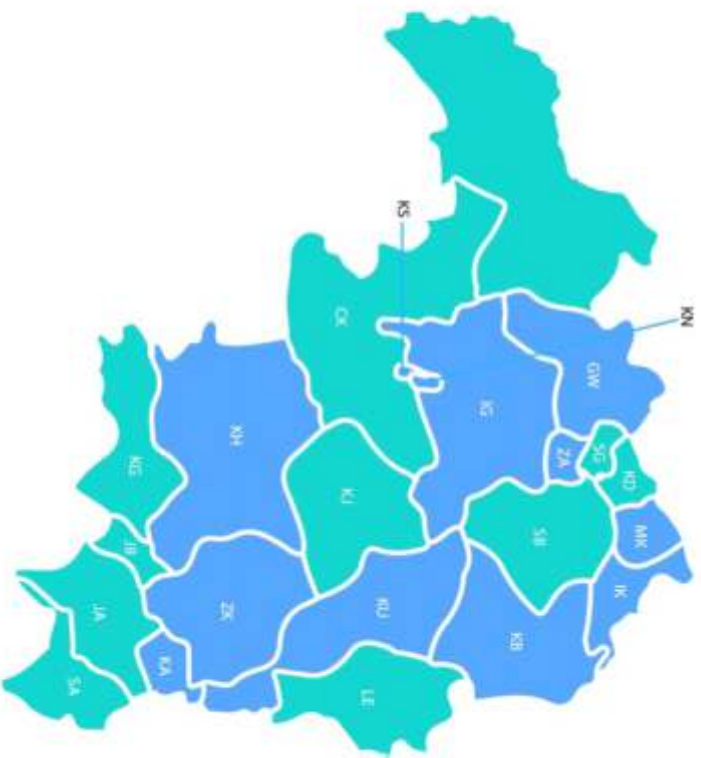


10

GLOSSARY



**SUMMARY NUMBERS OF
REPORTED RAPE CASES
2022**



KADUNA NORTH

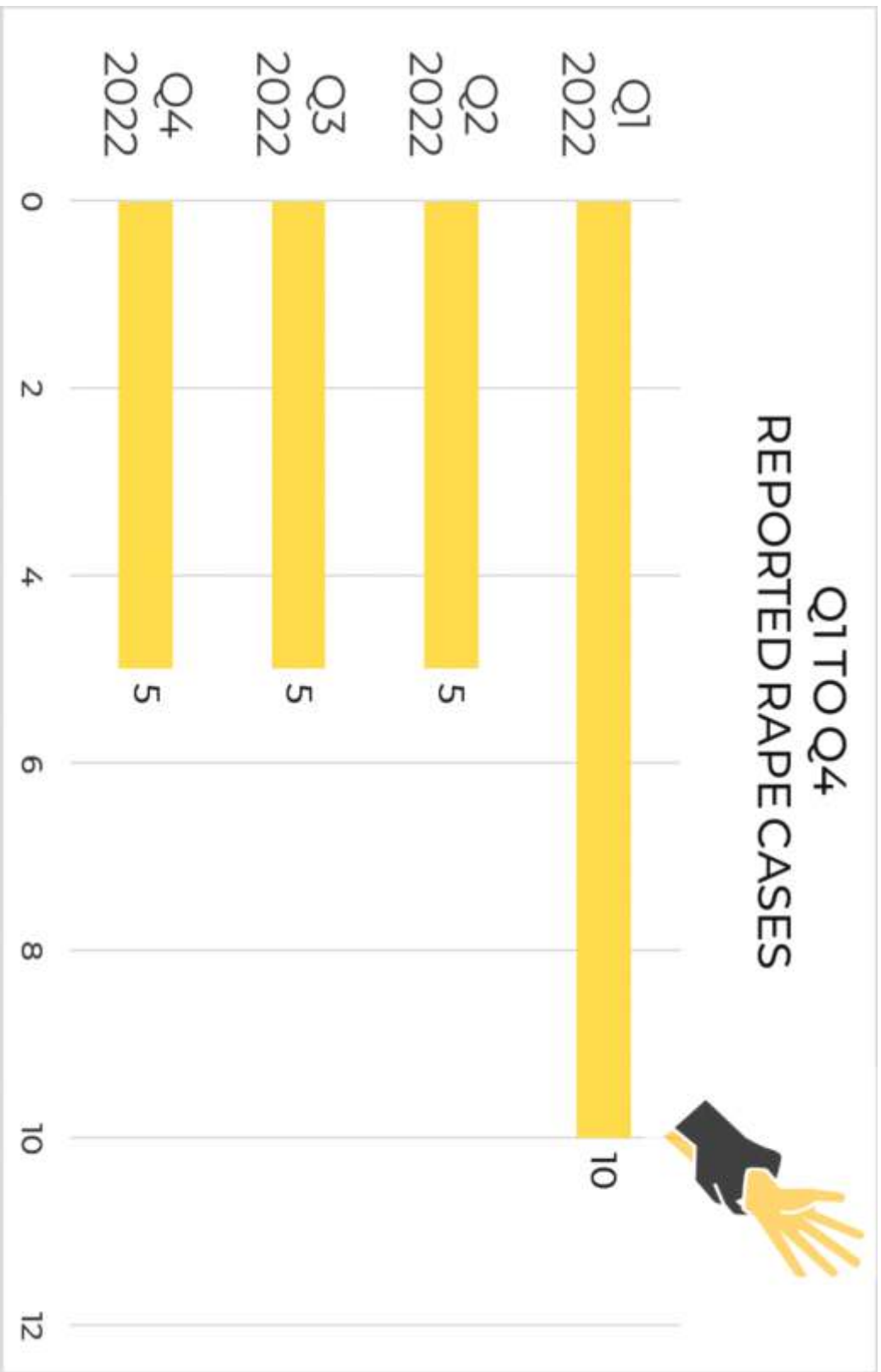
- IKARA (IK)
- KUBAU (KB)
- KUDAN (KD)
- LERE (LE)
- MAKARFI (MK)
- SABON GARI (SG)
- SOBA (SB)
- ZARIA (ZA)

KADUNA CENTRAL

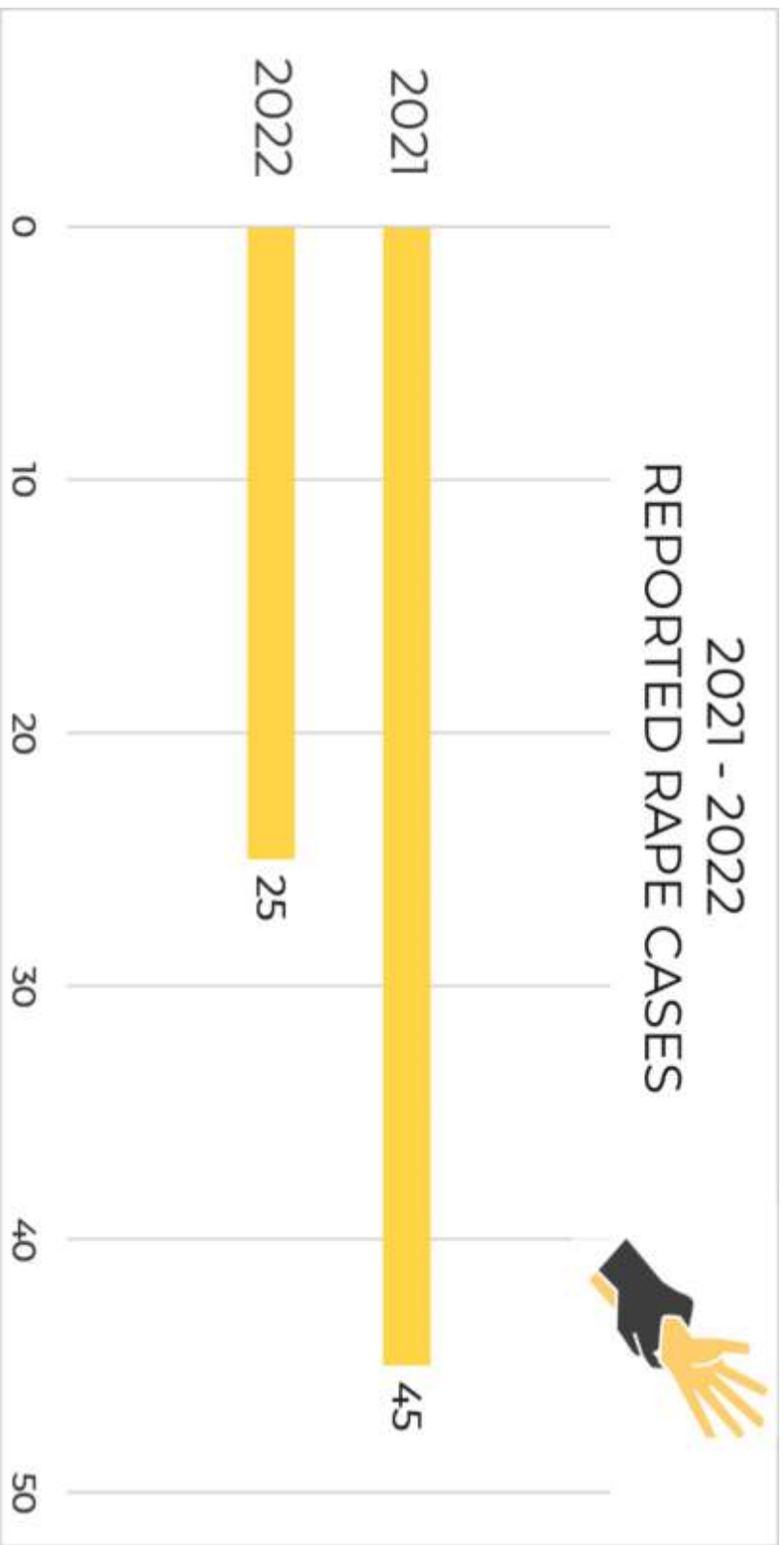
- B. GWARI (BG)
- CHIKUN (CK)
- GIWA (GW)
- IGABI (IG)
- K. NORTH (KN)
- K. SOUTH (KS)

KADUNA SOUTH

- JABA (JB)
- JEMAA (JA)
- KACHIA (KH)
- KAGARAKO (KG)
- KAURA (KA)
- KAURU (KU)
- SANGA (SA)
- Z. KATAF (ZK)



TOTAL (2022) – 25 REPORTED CASES



TOTAL (2021 - 2022) – 70 REPORTED CASES



**TABLE A4: SUMMARY OF BANDITRY INCIDENTS IN 2022:
VICTIMS INJURED AS A RESULT OF BANDITRY, TERRORISM,
VIOLENT ATTACKS, REPRISALS AND COMMUNAL CLASHES**

SENATORIAL DISTRICT	SUMMARY OF BANDITRY INCIDENTS FOR 2022			
	LOCAL GOVERNMENT AREA	NUMBER OF VICTIMS INJURED	TOTAL PER DISTRICT	PERCENTAGE OF STATEWIDE TOTAL
NORTHERN SENATORIAL DISTRICT	IKARA	13	80	12.35%
	KUBAU	9		
	KUDAN	20		
	LERE	5		
	MAKARFI	2		
	SABON GARI	10		
	SOBA	14		
	ZARIA	7		
KADUNA CENTRAL SENATORIAL DISTRICT	BIRNIN GWARI	98	322	49.69%
	CHIKUN	69		
	GIWA	61		
	IGABI	42		
	KADUNA NORTH	15		
	KADUNA SOUTH	6		
	KAJURU	31		
SOUTHERN KADUNA SENATORIAL DISTRICT	JABA	10	246	37.96%
	JEMA'A	17		
	KACHIA	56		
	KAGARKO	29		
	KAURA	46		
	KAURU	22		
	SANGA	35		
	ZANGON KATAF	31		
		648		



INJURIES

Citizens injured across the state due to banditry, terrorism, violent attacks, reprisals, and communal clashes numbered **648** in total. **Fifty-seven (57)** of these were women, and **16** were below the age of 18.

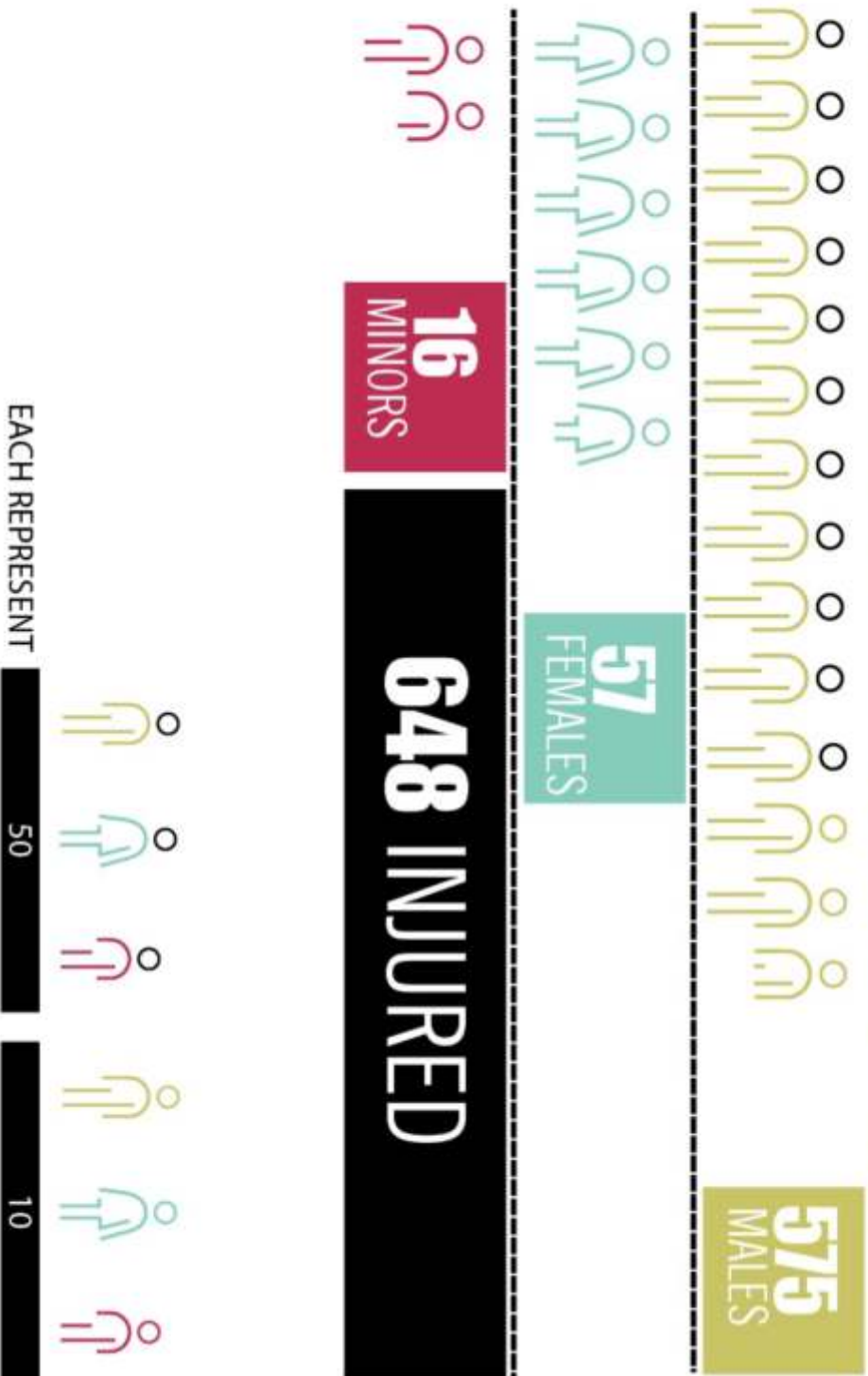
Kaduna Central Senatorial District accounted for **322** of the total injured. **Ninety-eight (98)** of these occurred in **Birnin Gwari LGA**, with **69** injured in **Chikun LGA** and **61** in **Giwa LGA**.

A total of **246** persons sustained injuries from banditry and violent attacks in the **Southern Kaduna Senatorial District**. **Fifty-six (56)** of these were in **Kaura LGA**.

Eighty (80) persons were injured in **Northern Senatorial District**, comprising four women.



SUMMARY NUMBERS OF VICTIMS INJURED 2022



GLOSSARY



SUMMARY NUMBERS OF VICTIMS INJURED 2022



KADUNA NORTH

- IKARA (IK)
- KUBAU (KB)
- KUDAN (KD)
- LERE (LE)
- MAKARFI (MK)
- SABON GARI (SG)
- SOBA (SB)
- ZARIA (ZA)

KADUNA CENTRAL

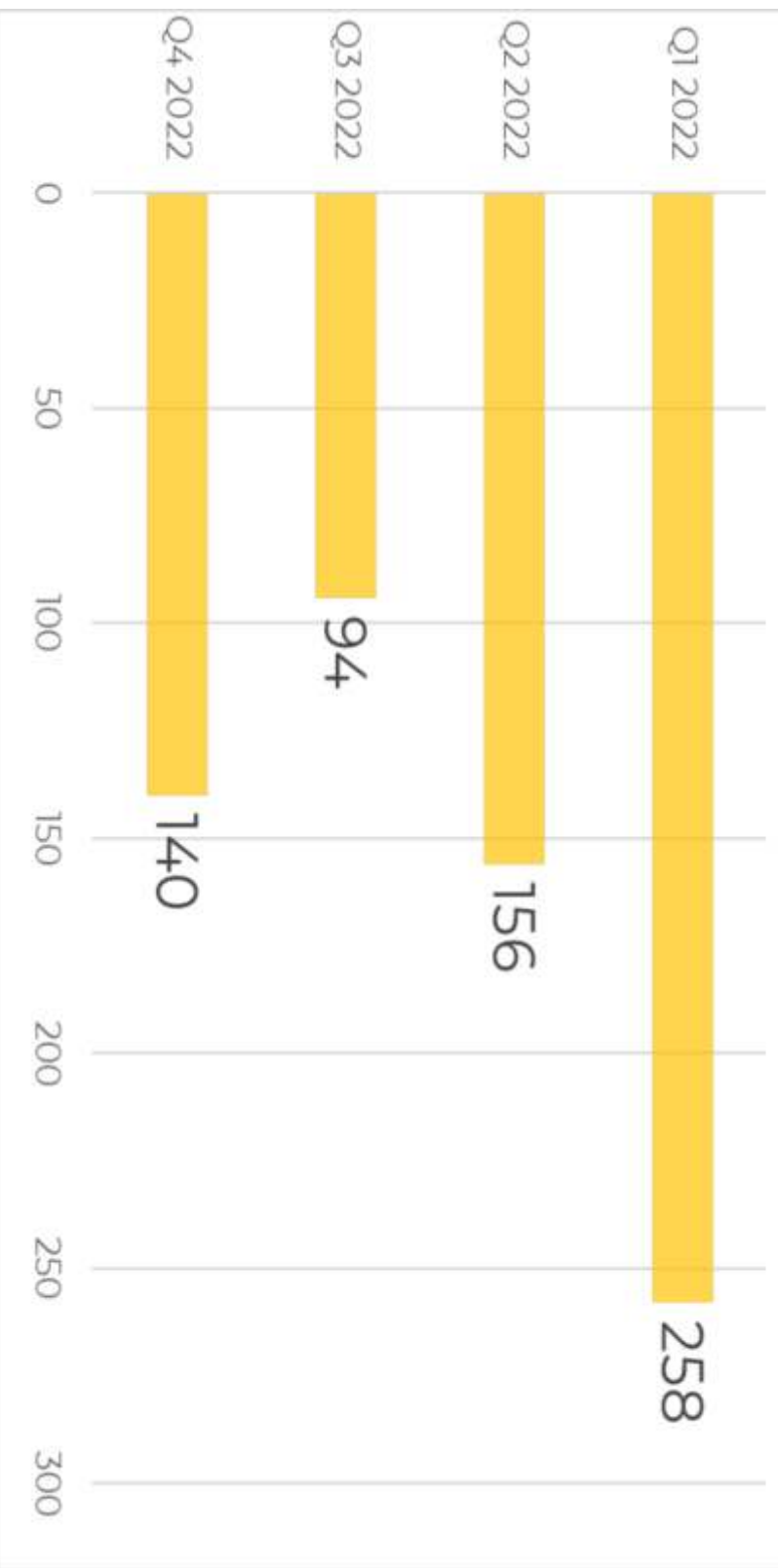
- B. GWARI (BG)
- CHIKUN (CK)
- GIWA (GW)
- IGABI (IG)
- K. NORTH (KN)
- K. SOUTH (KS)

KADUNA SOUTH

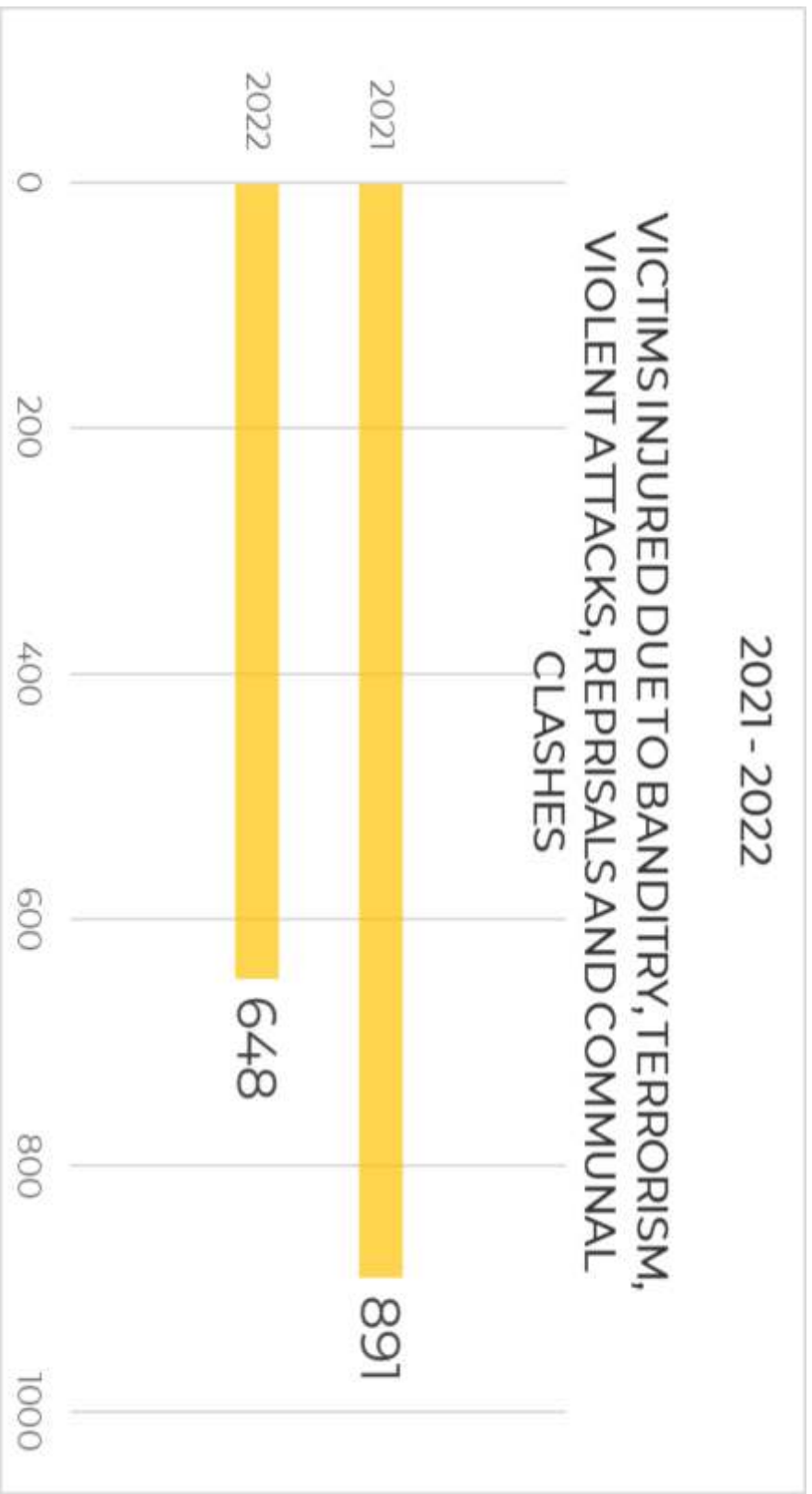
- JABA (JB)
- JEMAA (JA)
- KACHIA (KH)
- KAGARAKO (KG)
- KAURA (KA)
- KAURU (KU)
- SANGA (SA)
- Z. KATAF (ZK)



Q1 TO Q4 VICTIMS INJURED DUE TO BANDITRY, TERRORISM, VIOLENT ATTACKS, REPRISALS AND COMMUNAL CLASHES



TOTAL (2022) – 648 INJURED



TOTAL (2021 - 2022) – 1,539 INJURED



**TABLE A5: SUMMARY OF BANDITRY INCIDENTS IN 2022:
ANIMALS RUSTLED**

SENATORIAL DISTRICT	SUMMARY OF BANDITRY INCIDENTS FOR 2022			
	LOCAL GOVERNMENT AREA	NUMBER OF ANIMALS RUSTLED	TOTAL PER DISTRICT	PERCENTAGE OF STATEWIDE TOTAL
NORTHERN SENATORIAL DISTRICT	IKARA		51	0.44%
	KUBAU	26		
	KUDAN	23		
	LERE			
	MAKARFI			
	SABON GARI			
	SOBA	2		
	ZARIA			
KADUNA CENTRAL SENATORIAL DISTRICT	BIRNIN GWARI	536	10,757	91.83%
	CHIKUN	291		
	GIWA	2,402		
	IGABI	2,344		
	KADUNA NORTH			
	KADUNA SOUTH			
	KAJURU	5,184		
SOUTHERN KADUNA SENATORIAL DISTRICT	JABA	2	906	7.73%
	JEMA'A			
	KACHIA	451		
	KAGARKO	232		
	KAURA	2		
	KAURU	76		
	SANGA	12		
	ZANGON KATAF	131		
		11,714		

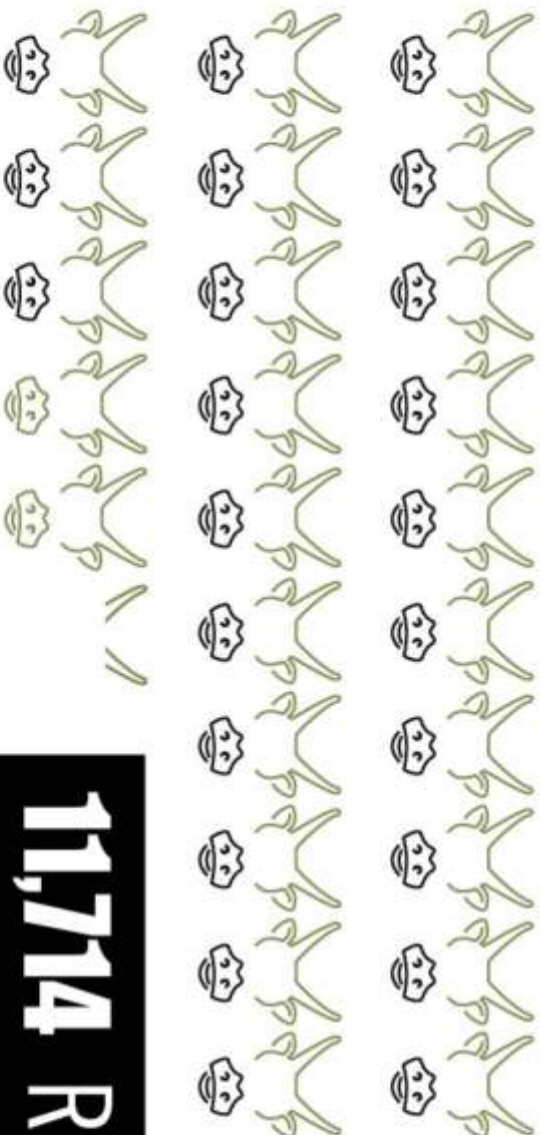


RUSTLING

In 2022, **11,714** cattle were rustled across the state, with the Kaduna Central Senatorial District accounting for about **92%** of the total (**10,757**). **Kajuru LGA** saw **5,184** animals rustled, with **Giwa LGA** recording **2,402**.



SUMMARY NUMBERS OF ANIMALS RUSTLED 2022



11,714
COWS

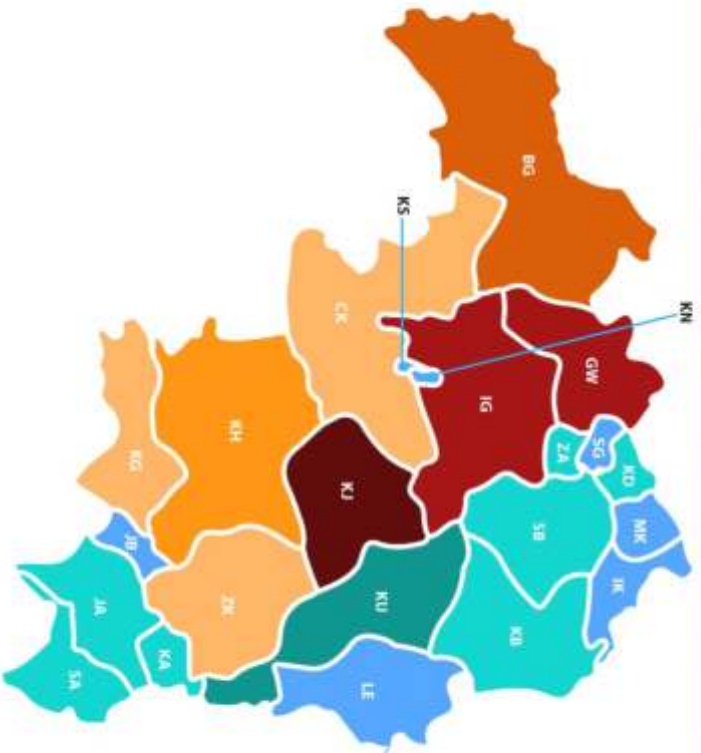
11,714 RUSTLED

EACH REPRESENT 100 500





SUMMARY NUMBERS OF ANIMALS RUSTLED 2022



KADUNA NORTH

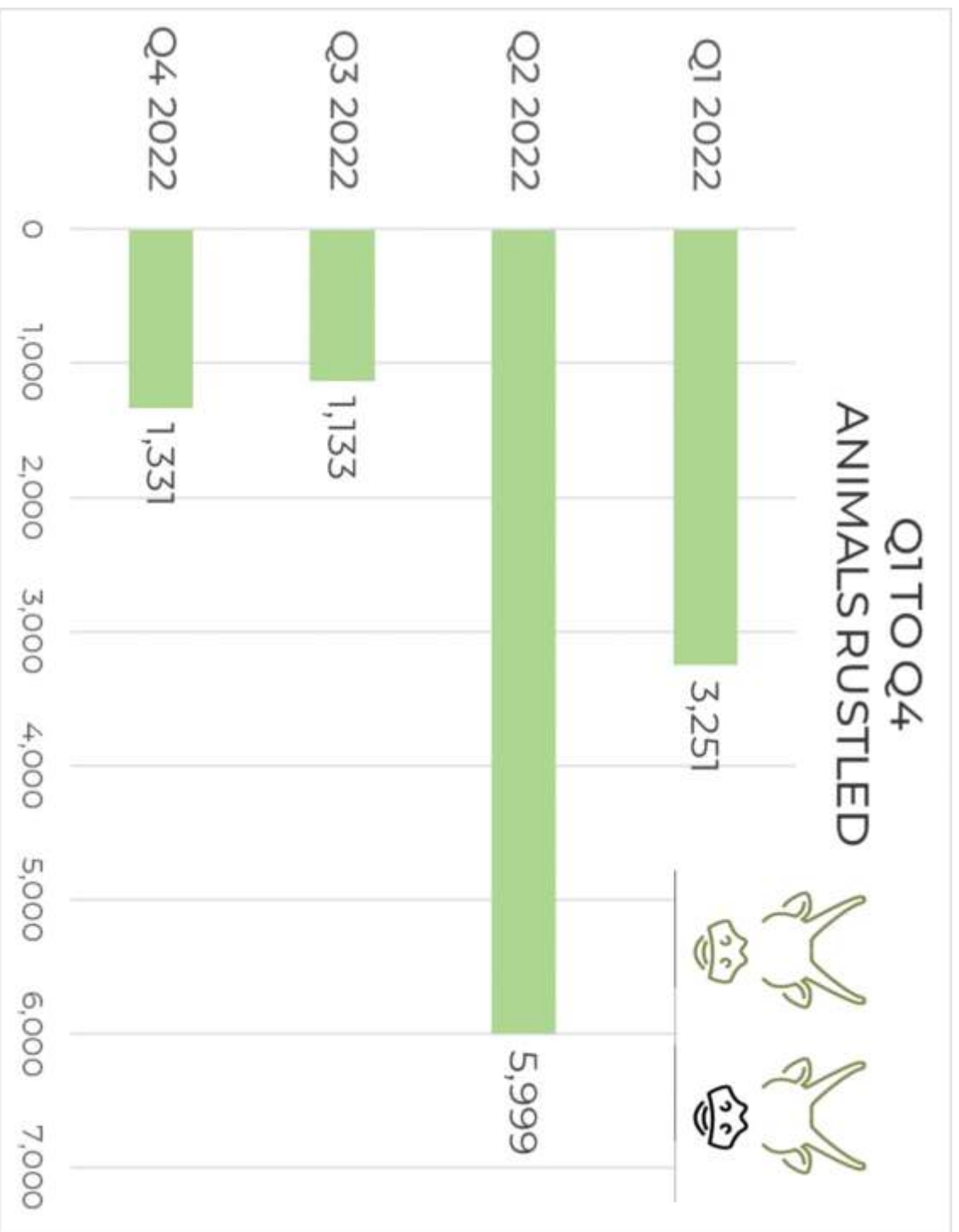
- IKARA (IK)
- KUBAU (KB)
- KUDAN (KD)
- LERE (LE)
- MAKARFI (MK)
- SABON GARI (SG)
- SOBA (SB)
- ZARIA (ZA)

KADUNA CENTRAL

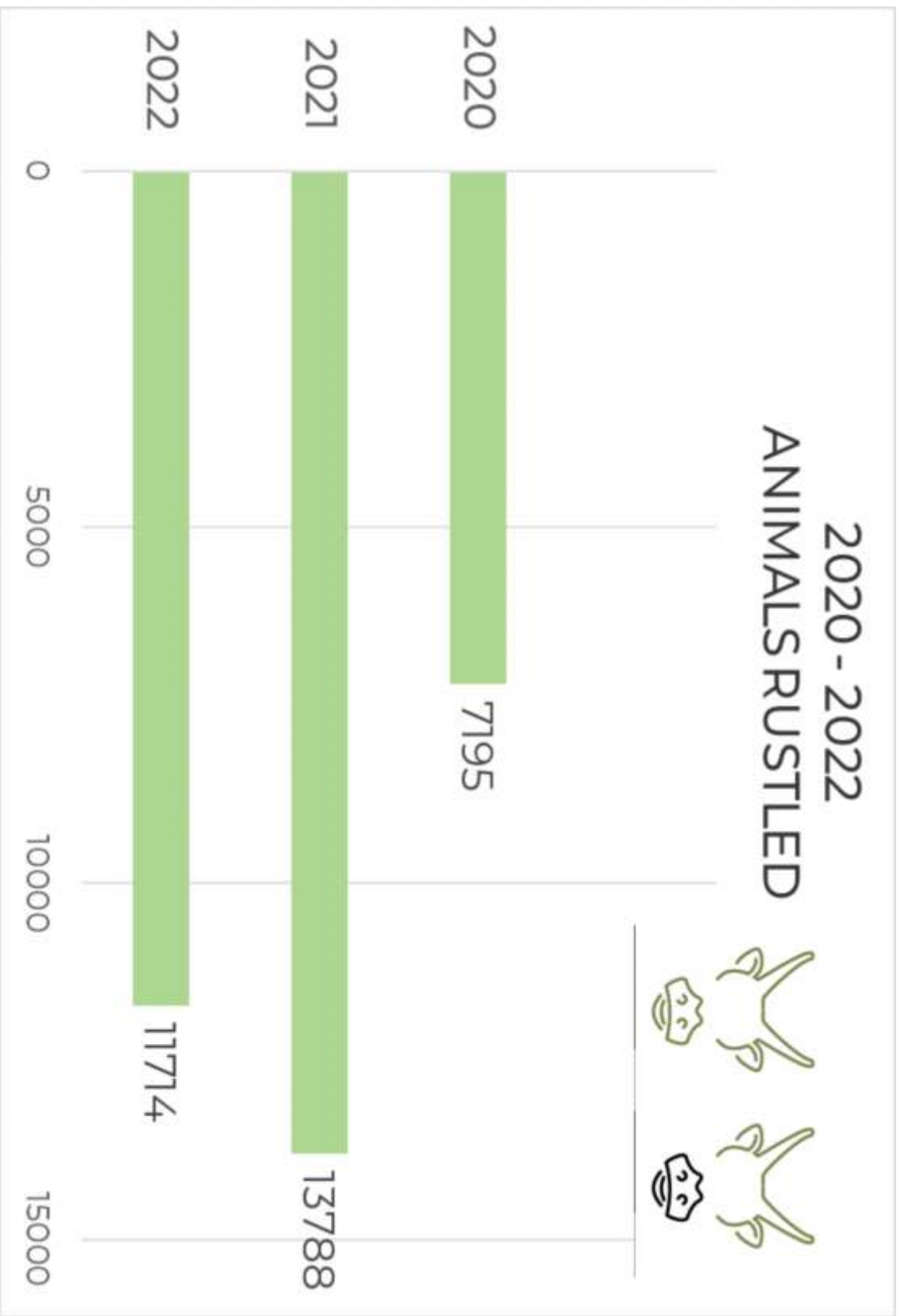
- B. GWARI (BG)
- CHIKUN (CK)
- GIWA (GW)
- IGABI (IG)
- K. NORTH (KN)
- K. SOUTH (KS)

KADUNA SOUTH


- JABA (JB)
- JEMAA (JA)
- KACHIA (KH)
- KAGARAKO (KG)
- KAURA (KA)
- KAURU (KU)
- SANGA (SA)
- Z. KATAF (ZK)



TOTAL ANIMALS RUSTLED (2022) – 11,714



TOTAL ANIMALS RUSTLED (2020 - 2022) – 32,697



DESTRUCTION OF FARMS

Various reports were received of farms destroyed by roving cattle in 2022.

These cattle could be in herds under the watch of itinerant herders, or herds rustled by bandits which destroy farms during escape.


In the year 2022, there were **215** reports received, relating to destruction of crops across the State, notably Birnin Gwari, Kajuru, Igabi, Giwa, Chikun, Jema'a, Kaura, Kauru and Zangon Kataf LGAs. The actual figure could be higher, taking unreported cases into account.

While the Kaduna State Government continues to ensure prevention, harmonious resolutions, and recourse to law, destruction of crops has exacerbated tensions in some frontline LGAs, many times resulting in violence. The Kaduna State Government is advancing efforts with local authorities and security agencies to ensure that peace is maintained.



OBSERVATIONS

- Intensified military action has progressed in frontline areas, despite a slight upward trend in attacks in the fourth quarter of 2022. The capacity of insurgents and bandits is being eroded by sustained clearance operations.
- The trend of malicious media campaigns and misrepresentations continued especially in the lead up to the general elections. A notable case involved the restriction placed on the use of a public facility requested for a political engagement. While this decision was taken based on compelling intelligence to forestall imminent violence, it was widely misrepresented in the media as part of a political vendetta.
- Isolated incidents of security import around the country tend to have knock-on effects in other states, not least Kaduna. Decisions have been taken to avert outbreaks of violence in the state in response to crises elsewhere. A notable religious killing which occurred in another Northern state is a key example. Threats of violent response in Kaduna State were promptly monitored and nipped in the bud.
- Reckless use of social media platforms and insensitive reportage by sections of the conventional media continue to affect security operations and endanger victims and communities.
- Links between bandits and terrorist groups such as Boko Haram, ISWAP and Ansaru are still being vigorously investigated and members tracked.
- Bandits and terrorists engage informants and collaborators to serve as logistic suppliers, couriers of arms and ammunition, and transporters of rustled animals.
- Considerations of religion and ethnicity still taint security issues.



KADUNA STATE GOVERNMENT'S EFFORTS

BANDITRY AND TERRORISM

- The Kaduna State Government has continuously strengthened collaboration with federal security agencies. Robust clearance operations by the military are ongoing across several frontline areas. These operations have been supported closely by the Kaduna State Government with precise intelligence.
- Thanks to the vast intelligence network developed by the Kaduna State Government, many attacks have been thwarted by security agencies.
- Bandits have been neutralized during engagements with forces, arrests have been made, stashes of arms and ammunition have been recovered and gun-running networks continue to be dismantled.

FARMER-HERDER/COMMUNAL CLASHES

- In addition to the dedicated troops of Operation Safe Haven being deployed to the Southern part of the State, the Kaduna State Government has maintained peace building efforts at the grassroots, through the activities of the Local Government Peace Committees guided by the Kaduna State Peace Commission.
- These activities are geared towards ensuring that communities eschew violence and live together in harmony, irrespective of basic differences.
- The Ministry of Internal Security and Home Affairs promotes credibility in many security issues by releasing periodic security updates for the information of the public. This step helps curb the harmful spread of fake news, malicious rumors and misinformation on matters of security.



BANDITS NEUTRALIZED

In 2022, **more than 628** bandits were eliminated in a combination of ground engagements, aerial bombardments, and fratricidal clashes between rival groups.

280 bandits/terrorists were eliminated during engagements with ground forces (Military and Police) across the state.

48 bandits were killed in fratricidal clashes between rival groups of bandits or insurgents.

More than **300** bandits/terrorists were neutralized by air strikes on identified bandits' enclaves.

Notable among these was notorious bandit **Dogo Maikasuwa** who was eliminated by security forces in November 2022, in the Gengere-Kaso general area, around the Chikun-Kajuru boundaries. **Maikasuwa** led several deadly attacks on citizens and communities within the Chikun-Kajuru area, as well as on the Kaduna-Kachia Road.

Also neutralized in 2022 was bandit leader **Kachalla Gudau**, who – alongside associate, **Rigimamme** - was eliminated by troops in the Kankomi area of Chikun LGA.


Another bandit kingpin **Alhaji Shanono** was neutralized alongside about 17 gang members in an airstrike by assets of the Nigerian Air Force, around the Ukambo area of Chikun LGA.



SUMMARY NUMBERS OF BANDITS/TERRORISTS NEUTRALIZED 2022



By **Ground Forces (Police/Military)**




280
BANDITS

In **Fratricidal Clashes**



48
BANDITS

In **Air Strikes**

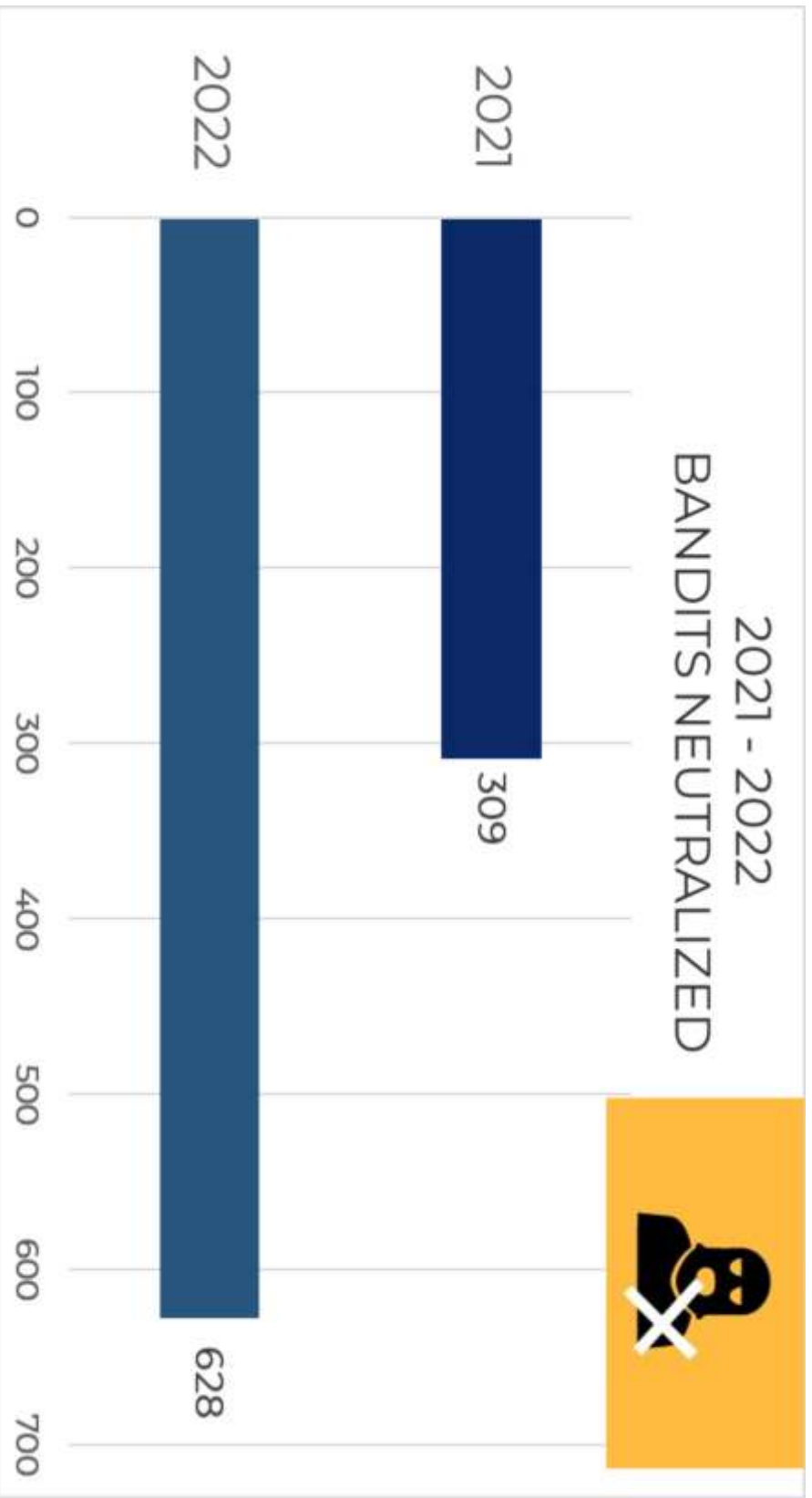


300+
BANDITS

628+ NEUTRALIZED



EACH REPRESENTS 10 20



TOTAL (2021 - 2022) -- >937 NEUTRALIZED



ARMS AND AMMUNITION INTERCEPTED

In 2022, gunrunners were intercepted with the following quantities of arms and ammunition recovered:

- 2 GPMGs
- 118 AK47 Rifles
- 1AK49 Rifle
- 9 Type 06 Rifle
- 1 G3 Rifle
- 7 Sub Machine Guns
- 5 Light Assault Rifles
- 10 Pump Action Rifles
- 10 Revolvers
- 1 Pistol
- 17 Locally made Rifles
- 14 Dane Guns
- 6 Locally made Pistols

- 130 AK47 Magazines
- 1 G3 Magazine
- 268 Pump Action Cartridges
- 14,802 Rounds of Ammunition

- 5 Locally Made Grenades

SUMMARY NUMBERS OF ARMS AND AMMUNITION INTERCEPTED 2022



In 2022, gunrunners were intercepted and arrested with the following quantities of arms and ammunition recovered:

AK-47s  118	LOCALLY MADE RIFLES  17	DANE GUNS  14	PUMP ACTION RIFLES  10
REVOLVERS  10	TYPE 06 RIFLES  9	SUB MACHINE GUNS  7	LOCALLY MADE PISTOLS  6
LIGHT ASSAULT RIFLES  5	GPMGS GENERAL PURPOSE MACHINE GUNS  2	G3 RIFLES  1	AK-49s  1
PISTOL  1	LIVE ROUNDS OF AMMUNITION  14,802	PUMP ACTION CARTRIDGES  268	AK-47 MAGAZINES  130
G3 MAGAZINES  1	LOCALLY MADE GRENADES  5		



DRUG TRAFFICKING AND ABUSE

The Kaduna State Command of the National Drug Law Enforcement Agency (NDLEA) arrested several suspects (traffickers and users) and seized an array of substances across the state in 2022. These are broken down as follows:

7,462.942kg Cannabis

1.518kg Cocaine

0.249kg Heroin

7,699.724kg Psychotropic substances

SUSPECTS ARRESTED

1,235


1,167 Male

68 Female

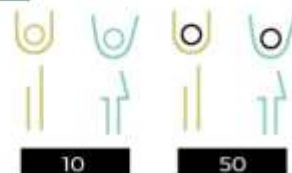
SUMMARY NUMBERS OF DRUG TRAFFICKING AND CONSUMPTION IN 2022



The Kaduna State Command of the National Drug Law Enforcement Agency (NDLEA) arrested several suspects (traffickers and users) and seized an array of substances across the state during the period under review. These are broken down as follows:



DRUGS SEIZED





CONCLUSION

The Kaduna State Government has upheld and improved its holistic approach to security management, with Federal Security Agencies receiving consistent support and close collaboration, while necessary non-kinetic efforts are being upscaled. In line with this, intelligence networks continue to be strengthened, to better position action agencies for maximum impact in the fight against terrorism in the State.

The Kaduna State Government has also prioritized critical research, inter-state collaboration, and key engagements across relevant layers of government and the security infrastructure, to generate far-reaching recommendations against terrorism in the State and region.

The Kaduna State Government continues to empathize with individuals and groups who have suffered human tragedies, displacement, loss of livelihoods and untold hardship as a result of terrorism, violence and insecurity.

The Kaduna State Government acknowledges and appreciates the efforts of officers and men of the Nigerian Military, the Nigeria Police Force, the Department of State Services, the Nigeria Security and Civil Defence Corps and Kaduna State Vigilance Service, too numerous to mention, some of whom have sacrificed their lives in the defense of their fatherland. Such supreme dedication is counted on in the push against banditry and criminality in Kaduna State and the country at large.

The Kaduna State Government remains firmly committed in its quest to bring lasting peace and stability to all flashpoint areas.

Samuel Aruwan

Commissioner, Ministry of Internal Security and Home Affairs,
Kaduna, April 2023



APPENDIX 1A
SUMMARY OF BANDITRY INCIDENTS IN THE FOURTH QUARTER OF 2022:
VICTIMS KILLED AS A RESULT OF BANDITRY, TERRORISM VIOLENT ATTACKS,
REPRISALS AND COMMUNAL CLASHES

SENATORIAL DISTRICT	LOCAL GOVERNMENT AREA	NUMBER OF VICTIMS KILLED									TOTAL PER ZONE	PERCENTAGE OF STATEWIDE TOTAL	
		OCTOBER			NOVEMBER			DECEMBER					
		MALE	FEMALE	MINOR	MALE	FEMALE	MINOR	MALE	FEMALE	MINOR			
NORTHERN SENATORIAL DISTRICT	IKARA											18	7.32%
	KUBAU												
	KUDAN	1											
	LERE				2					2			
	MAKARFI				2								
	SABON GARI	1			2	1				1			
	SOBA				2					1			
	ZARIA				1	1				1			
	BIRNIN GWARI	14			11					5	1		
	CHIKKUN	5	1		8					3			
KADUNA CENTRAL SENATORIAL DISTRICT	GIWA	7			16	1			15	1		133	54.07%
	IGABI	1			8				4				
	KADUNA NORTH	2							1				
SOUTHERN KADUNA SENATORIAL DISTRICT	KADUNA SOUTH	1									3	95	38.62%
	KAJURU	5			7	1			9	3			
	JABA	1											
	JEMAA	1				3							
	KACHIA	5				1			15				
	KAGARKO								4				
	KAURA	1							26	6			
	KAURU	2							3				
	SANGA	1							3				
	ZANGON KATAF	1	1						5				
TOTAL		49	2	0	77	5	1	98	11	3	246		



APPENDIX 1B SUMMARY OF BANDITRY INCIDENTS IN THE FOURTH QUARTER OF 2022: VICTIMS KIDNAPPED

SENATORIAL DISTRICT	LOCAL GOVERNMENT AREA	FOURTH QUARTER 2022												TOTAL PER ZONE	PERCENTAGE OF STATEWIDE TOTAL			
		NUMBER OF VICTIMS KIDNAPPED			OCTOBER			NOVEMBER			DECEMBER							
		MALE	FEMALE	MINOR	MALE	FEMALE	MINOR	MALE	FEMALE	MINOR	MALE	FEMALE	MINOR					
NORTHERN SENATORIAL DISTRICT	IKARA	4	1												27	2.57%		
	KUBAU	1																
	KUDAN												1					
	LERE												1					
	MAKARFI	1																
	SABON GARI	1	1															
	SOBA																	
	ZARIA	7	3	1										5				
	BIRNIN GWARI	44	15	3	40	8								10			3	2
	CHIKUN	30	11	3	32	12	10							4			4	2
KADUNA CENTRAL SENATORIAL DISTRICT	GIWA	41	31	6	36	33								58	36	2		
	IGABI	24	10	1	8	4	1							30	20	2		
	KADUNA NORTH KADUNA SOUTH																	
KADUNA CENTRAL SENATORIAL DISTRICT	KAJURU	46	23	3	20	17	2							28	45	2		
	JABA																	
	JEMAA	2			3	3								4				
	KACHIA	16	8		53	35	6							33	20	2		
	KAGARKO	3			1	3								14	10			
SOUTHERN KADUNA SENATORIAL DISTRICT	KAURA																	
	KAURU	2			1	2	1							16	6			
	SANCA	2			6									3	2			
SOUTHERN KADUNA SENATORIAL DISTRICT	ZANGON KATAF	1												7	1			
	TOTAL	225	103	17	201	117	20	213	143	10	345	338	366	1,049	266	25.36%		



APPENDIX 1C
SUMMARY OF BANDITRY INCIDENTS IN THE FOURTH QUARTER OF 2022:
REPORTED RAPE CASES

SENATORIAL DISTRICT	LOCAL GOVERNMENT AREA	FOURTH QUARTER 2022									TOTAL PER ZONE	PERCENTAGE OF STATEWIDE TOTAL	
		NUMBER OF REPORTED RAPE CASES											
		OCTOBER			NOVEMBER			DECEMBER					
		MALE	FEMALE	MINOR	MALE	FEMALE	MINOR	MALE	FEMALE	MINOR			
NORTHERN SENATORIAL DISTRICT	IKARA												
	KUBAU												
	KUDAN												
	LERE												
	MAKARFI												
	SABON GARI			1									
KADUNA CENTRAL SENATORIAL DISTRICT	SOBA												
	ZARIA												
	BIRNIN CWARI												
SOUTHERN KADUNA SENATORIAL DISTRICT	CHIJKUN												
	GIWA												
	IGABI												
	KADUNNA NORTH												
	KADUNNA SOUTH												
	KAJURU				1								
TOTAL	JABA												
	JEMAA												
	KACHIA												
	KAGARKO												
	KAURA												
	KAURU												
TOTAL	SANCA		1										
	ZANGON KATAF												
	TOTAL	0	1	2	0	0	0	0	1	1	5	2	40.00%
		0	3										



**APPENDIX 1 D: SUMMARY OF BANDITRY INCIDENTS IN
THE FOURTH QUARTER OF 2022 VICTIMS INJURED AS A RESULT OF BANDITRY,
TERRORISM, CLASHES AND VIOLENT ATTACKS**

SENATORIAL DISTRICT	LOCAL GOVERNMENT AREA	FOURTH QUARTER 2022												TOTAL PER ZONE	PERCENTAGE OF STATEWIDE TOTAL		
		NUMBER OF REPORTED RAPE CASES															
		OCTOBER			NOVEMBER			DECEMBER									
		MALE	FEMALE	MINOR	MALE	FEMALE	MINOR	MALE	FEMALE	MINOR	MALE	FEMALE	MINOR				
NORTHERN SENATORIAL DISTRICT	IKARA															13	9.29%
	KUBAU				1												
	KUDAN																
	LERE				1												
	MAKARFI																
	SABON GARI	1			1					2							
	SOBA	2			3					1							
	ZARIA				1												
	BIRNIN GWARI			13				6		1							
	CHIKUN							1	1				2	0			
	GIWA			5				4		13							
	IGABI			3				6	1	6							
	KADUNA CENTRAL SENATORIAL DISTRICT	KADUNA NORTH	1							1				1			
KADUNA SOUTH						3											
KAJURU						1							2				
JABA		1											1				
JEMAA		5															
KACHIA		1				2	1			7							
KAGARKO						3				4							
SOUTHERN KADUNA SENATORIAL DISTRICT	KAURA	1							1				1			55	39.29%
	KAURU	4							1				2				
	SANGA	5							3				2				
	ZANCON KATF	4							4								
		46	2	0		42	3	1		45	1	0					
		48					46			45							
TOTAL														140			



**APPENDIX 1 D: SUMMARY OF BANDITRY INCIDENTS IN THE FOURTH QUARTER OF 2022
VICTIMS INJURED AS A RESULT OF BANDITRY, TERRORISM, CLASHES AND VIOLENT ATTACKS**

		FOURTH QUARTER 2022													
SENATORIAL DISTRICT	LOCAL GOVERNMENT AREA	OCTOBER			NOVEMBER			DECEMBER			TOTAL PER ZONE	PERCENTAGE OF STATEWIDE TOTAL			
		MALE	FEMALE	MINOR	MALE	FEMALE	MINOR	MALE	FEMALE	MINOR					
NORTHERN SENATORIAL DISTRICT	IKARA												13	9.29%	
	KUBAU				1										
	KUDAN														
	LERE				1										
	MAKARFI														
	SABON GARI	1			1			2							
	SOBA	2			3			1							
	ZARIA				1										
	BIRNIN GWARI	13			6			1							
	CHIKUN				1	1		2		0					
GIWA	5			4			13								
ICABI	3			6	1		6								
KADUNA CENTRAL SENATORIAL DISTRICT	KADUNA NORTH	1			3			1		1		72	51.43%		
KADUNA SOUTH					3				1						
KAJURU				1			2								
JABA	1						1								
ZEMWA	5														
KACHIA	1			2	1		7								
KAGARKO				3			4								
KAURA	1			1			1								
KAURU	4			1			2								
SANGA	5			3			2								
SOUTHERN SENATORIAL DISTRICT	ZANGON KATAF	4	2	0	4	3	1	4	1	0		55	39.29%		
TOTAL		48			46			45			140				



APPENDIX 1 E: SUMMARY OF BANDITRY INCIDENTS IN THE FOURTH QUARTER OF 2022 ANIMALS RUSTLED

		FOURTH QUARTER 2022			TOTAL PER DISTRICT	PERCENTAGE OF STATEWIDE TOTAL
		NUMBER OF ANIMALS RUSTLED				
SENATORIAL DISTRICT	LOCAL GOVERNMENT AREA	OCTOBER	NOVEMBER	DECEMBER		
NORTHERN SENATORIAL DISTRICT	IKARA				4	0.30%
	KUBAU					
	KUDAN	4				
	LERE					
	MAKARFI					
	SABON GARI					
	SOBA					
	ZARIA					
	BIRNIN GWARI	7		30		
	CHIKUN			3		
KADUNA CENTRAL SENATORIAL DISTRICT	GIWA	30	30	93	1,313	98.65%
	IGABI	300	128	572		
	KADUNA NORTH					
	KADUNA SOUTH					
SOUTHERN KADUNA SENATORIAL DISTRICT	KAJURU			120	14	1.05%
	JABA					
	JEMAA					
	KACHIA			10		
	KAGARKO					
	KAURA					
	KAURU			4		
	SANGA					
	ZANGON KATAF					
	TOTAL		341	158		

APPENDIX 2

BANDITS NEUTRALIZED IN THE FOURTH QUARTER OF 2022

SUMMARY NUMBERS OF BANDITS/TERRORISTS NEUTRALIZED IN Q4



By **Ground Forces (Police/Military)**



In **Fratricidal Clashes**



In **Air Strikes**



277 NEUTRALIZED

- Dankero, Fatika, Garawa, Idasu, Kidandan, Maidaro, Makera and Sabon Gida and Yadi in Giwa LGA
- Damba, Gwagwada, Kadi, Kajari, Kasarami, Kaso, Sarari, Tsohon Gayan and Ukambo in Chikun LGA
- Buruku and Katakaki Birnin Gwari LGA
- Kawara and Riyawa, Igabi LGA
- Doka and Kufana, Kajuru LGA
- Abasiya-Amale, Kachia LGA
- Zaria-Kano Highway, Sabon Gari LGA

2022



EACH REPRESENTS 10



APPENDIX 3

ARMS AND AMMUNITION RECOVERED IN THE FOURTH QUARTER OF 2022

SUMMARY NUMBERS OF ARMS AND AMMUNITION INTERCEPTED IN Q4



In the fourth quarter of 2022, gunrunners were intercepted and arrested with the following quantities of arms and ammunition recovered:




APPENDIX 4

ARRESTS MADE AND DRUGS SEIZED IN THE FOURTH QUARTER OF 2022

SUMMARY NUMBERS OF DRUG TRAFFICKING AND CONSUMPTION IN Q4



The Kaduna State Command of the National Drug Law Enforcement Agency (NDLEA) arrested several suspects (traffickers and users) and seized an array of substances across the state during the period under review. These are broken down as follows:



DRUGS SEIZED



2022







A PUBLICATION OF
THE MINISTRY OF INTERNAL SECURITY AND HOME AFFAIRS, KADUNA