

Q1



**THE SECURITY SITUATION  
IN KADUNA STATE  
FOR THE FIRST QUARTER OF 2023  
(1ST JANUARY 2023 TO 31ST MARCH 2023)**

MINISTRY OF INTERNAL SECURITY  
AND HOME AFFAIRS, KADUNA STATE

APRIL, 2023



Q1



**MALAM NASIR AHMAD EL-RUFA'I, CON**  
GOVERNOR OF KADUNA STATE



**DR. HADIZA S. BALARABE**  
DEPUTY GOVERNOR OF KADUNA STATE



Q1



**SAMUEL ARUWAN**

COMMISSIONER, MINISTRY OF INTERNAL SECURITY  
AND HOME AFFAIRS, KADUNA STATE



## INTRODUCTION

This report presents data on security incidents in the state in the first quarter of 2023, as well as efforts advanced by the Kaduna State Government towards containing and removing security threats.

The Ministry has continued to pursue its mandates of policy formulation and coordination of internal security in the state, while serving as a bridge between the Kaduna State Government and federal security agencies. Collaboration has been deepened and strengthened, to visible effect in the push against banditry and terrorism.

The statistics presented are generated from daily reports of security agencies - the Military (the Army, Navy and Air Force), Police, Department of State Services (DSS), Nigeria Security and Civil Defence Corps (NSCDC), National Drug Law Enforcement Agency (NDLEA) Kaduna State Vigilance Service (KADVS) - community leaders (ward heads, district heads, chiefdoms, and emirates) and credible human intelligence networks.

Through the publication of regular security updates, the Kaduna State Government keeps its citizens adequately and accurately informed about the security situation in the state, and checkmates the dangerous impact of rumors, falsehoods, misrepresentations, and dangerous narratives.



Q1

## SUMMARY OF BANDITRY INCIDENTS FROM 1<sup>ST</sup> JANUARY TO 31<sup>ST</sup> MARCH 2023

This report presents the statistics of banditry incidents from 1st January to 31st March 2023.

The report covers **banditry and terrorism, kidnapping, rape perpetrated by armed bandits, cattle rustling, communal and inter-ethnic clashes, violent attacks, and reprisal attacks**. It contains statistics of fatalities resulting from these incidences, excluding deaths from homicide and accidents not connected to the crimes hitherto listed. It also includes statistics of persons injured in these attacks. The report shows the casualty figures by gender and their status as adults or minors.

The report includes statistics of **bandits neutralized** during engagements with ground forces (the Military and Police).

The report does not include statistics of the casualties suffered by security forces in the line of duty.



**TABLE A1: SUMMARY OF BANDITRY INCIDENTS FOR FIRST QUARTER 2023:  
VICTIMS KILLED AS A RESULT OF BANDITRY, TERRORISM,  
VIOLENT ATTACKS, REPRISALS AND COMMUNAL CLASHES**

SENATORIAL DISTRICT	LOCAL GOVERNMENT AREA	NUMBER OF VICTIMS KILLED												TOTAL PER ZONE	PERCENTAGE OF STATEWIDE TOTAL	
		JANUARY			FEBRUARY			MARCH								
		MALE	FEMALE	MINOR	MALE	FEMALE	MINOR	MALE	FEMALE	MINOR						
NORTHERN SENATORIAL DISTRICT	IKARA	1													38	17.76%
	KUBAU				1											
	KUDAN							1								
	LERE				2											
	MAKARFI	3									2					
	SABON CARI										2					
	SOBA	2				1					1					
	ZARIA	1				1					18		2			
	BIRNIN GWARI	16				8					7		1			
	CHIKUN	7				8					10					
KADUNA CENTRAL SENATORIAL DISTRICT	GIWA	16			2			4		1				9	115	53.74%
	IGABI	7				1				5				2		
	KADUNA NORTH									2				5		
	KADUNA SOUTH									6				5		
	KAJURU													6		
SOUTHERN SENATORIAL DISTRICT	JABA													1	61	28.50%
	JEMAA	1			1									3		
	KACHIA	4								3				3		
	KACARKO	3				2				3				1		
	KAURA	1												1		
	KAURU	3												6		
	SANGA									2				1		
ZANGON KATAF	4								1		1		11			
<b>TOTAL</b>		<b>69</b>	<b>4</b>	<b>3</b>	<b>47</b>	<b>3</b>	<b>1</b>	<b>1</b>	<b>80</b>	<b>7</b>	<b>0</b>	<b>214</b>				



Q1

**Two hundred and fourteen (214)** persons died between January and March 2023, in attacks by bandits/terrorists, communal clashes, violent attacks, and reprisals. Of this total, **14 were women** and **four were minors** (below the age of 18).

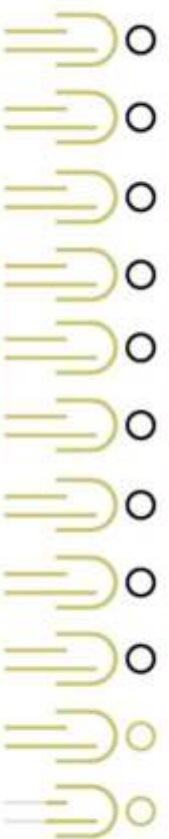
In Kaduna Central Senatorial District, **115** deaths were recorded (**54%** of the total). **One hundred and eight (108)** of these occurred in **Birnin Gwari, Giwa, Igabi, Chikun and Kajuru LGAs**.

**Giwa and Birnin Gwari LGAs each recorded 32 deaths, Chikun LGA 25, Igabi LGA 13, and Kajuru LGA six** deaths in the first quarter of 2023.

Southern Kaduna Senatorial District recorded **61** deaths in the period under review. The pattern of attacks, reprisals, and deadly communal and inter-ethnic clashes - between attacks by bandits - came to play in **Zangon Kataf LGA**, where **19** people died. **Twelve (12)** persons were killed in **Sanga LGA** during the first three months of 2023.

The Northern Senatorial District recorded **38** people killed in the first quarter, with **22** deaths occurring in **Zaria LGA**.

## SUMMARY NUMBERS OF VICTIMS KILLED IN Q1



**196**  
MALES



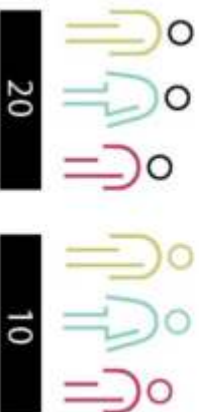
**14**  
FEMALES



**4**  
MINORS

**214 KILLED**

EACH REPRESENT







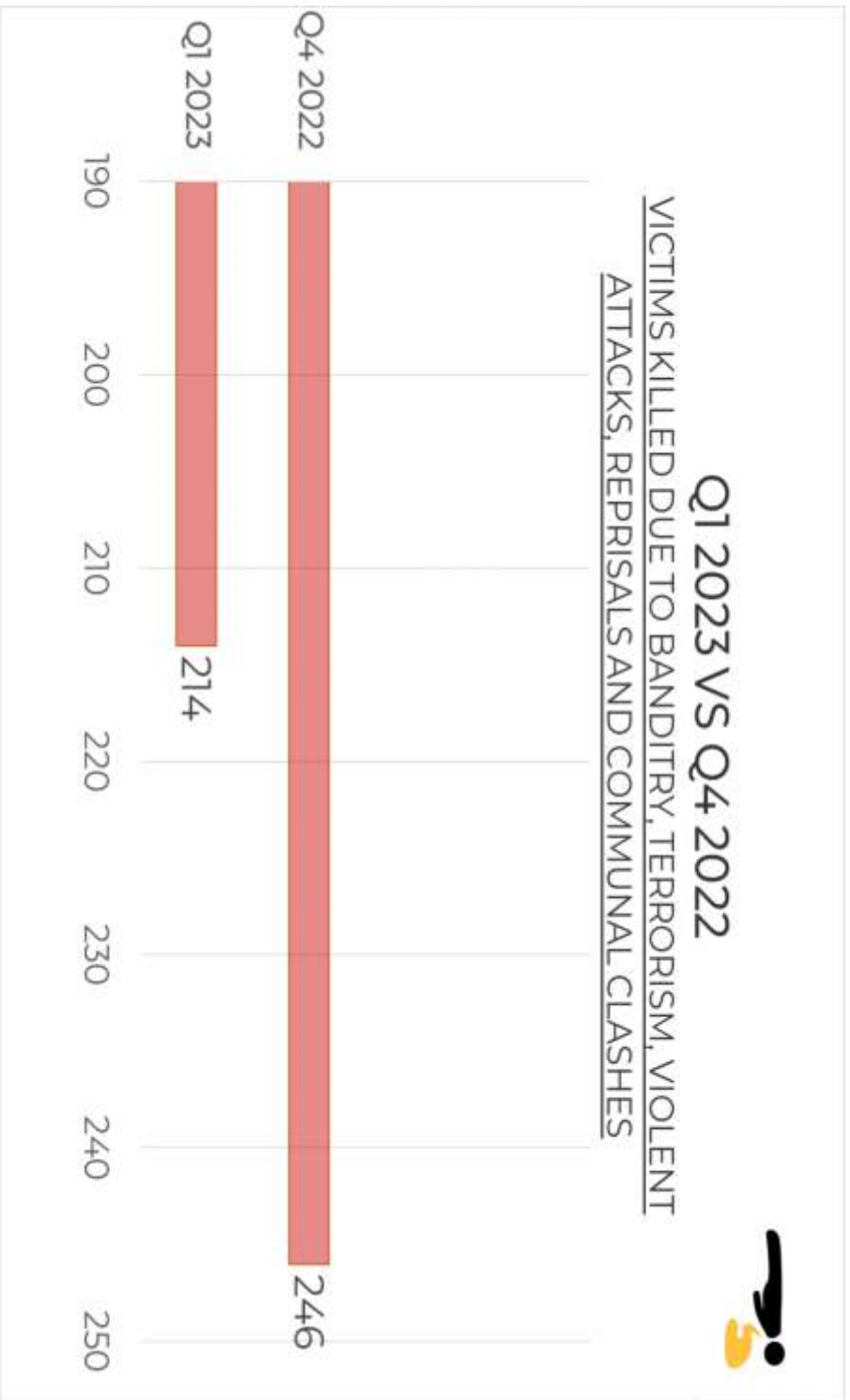
19

GLOSSARY



SUMMARY NUMBERS OF VICTIMS KILLED IN Q1







**TABLE A2: SUMMARY OF BANDITRY INCIDENTS FOR FIRST QUARTER 2023:  
VICTIMS KIDNAPPED**

SENATORIAL DISTRICT	LOCAL GOVERNMENT AREA	FIRST QUARTER 2023												TOTAL PER ZONE	PERCENTAGE OF STATEWIDE TOTAL
		NUMBER OF VICTIMS KIDNAPPED													
		JANUARY			FEBRUARY			MARCH							
		MALE	FEMALE	MINOR	MALE	FEMALE	MINOR	MALE	FEMALE	MINOR					
NORTHERN SENATORIAL DISTRICT	IKARA					1		1						33	4.42%
	KUBAU														
	KUDAN					1			1						
	LERE	2	2	1		3	4		3	2					
	MAKARFI	3													
	SABON GARI	4													
	SOBA														
	ZARIA					2	2								
	BIRNIN GWARI		61	14	5	20			22	12			3		
	CHIKUN		18	15		21	11		7	9			1		
KADUNA CENTRAL SENATORIAL DISTRICT	GIWA		34	20	5	9	10	1	15	6				492	65.95%
	IGABI		22	13	1	19	25	1	27	20			3		
	KADUNA NORTH														
SOUTHERN SENATORIAL DISTRICT	KADUNA SOUTH													221	29.62%
	KAJURU		3			9	11	11	5			2			
	JABA								2						
	JEMAA					1	3		1						
	KACHIA		31	14	1	31	10	1	5	2					
	KAGARKO		6	4	2	17	9		15	10					
	KAURA														
TOTAL	KAURU		5	1	1	13	15		9			2	295	746	191
	SANGA		3						2			1			
	ZANGON KATIAF		2	1	1										
		194	84	17	145	102	13	111	68	12					

**Seven hundred and forty-six (746)** people were kidnapped in the first quarter, with Kaduna Central Senatorial District accounting for **492 (about 66% of the total)**. All of these occurred in **Birnin Gwari, Giwa, Igabi, Chikun and Kajuru LGAs**.

**One hundred and thirty-seven (137)** people were kidnapped from **Birnin Gwari LGA**, and **131** from **Igabi LGA**. **Giwa LGA** recorded **100** kidnapped persons, **Chikun LGA 83**, and **Kajuru LGA 41**.


Southern Kaduna Senatorial District recorded **221** kidnapped persons, with **Kachia LGA** reporting the highest number of **95**. **Sixty-three (63)** people were kidnapped in **Kagarko LGA**, and **46** from **Kauru LGA**.

The Northern Senatorial District recorded **33** kidnapped persons, with **17** of these from Lere LGA.

In total, **254** women and **42** minors were kidnapped in the first quarter across the state.



# SUMMARY NUMBERS OF VICTIMS KIDNAPPED IN Q1



EACH REPRESENT

20

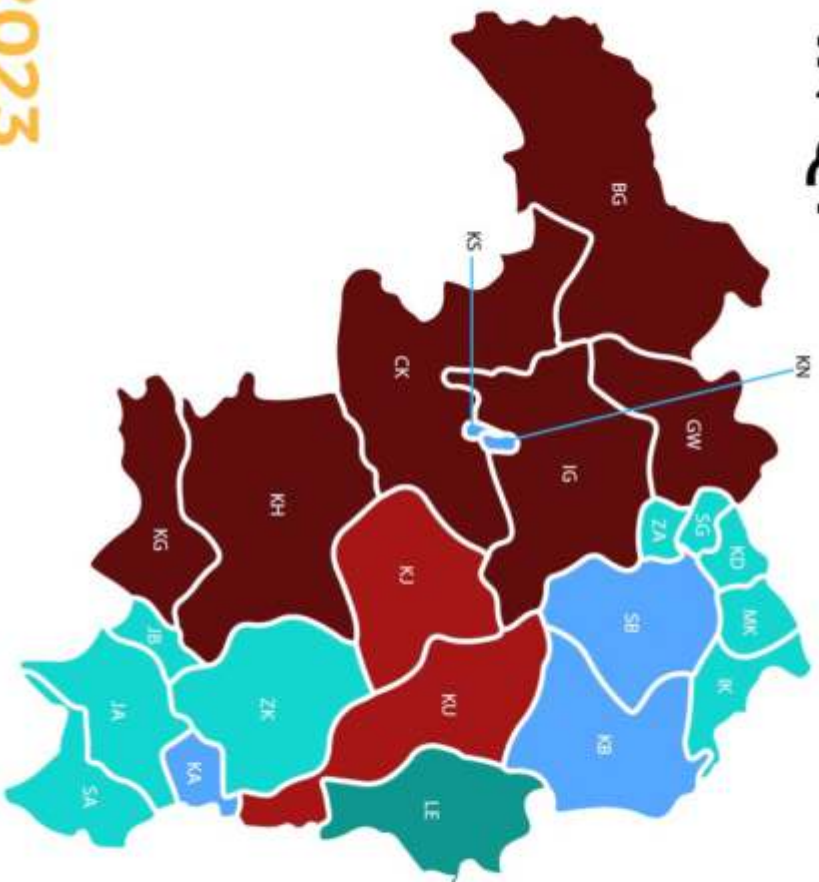
10



### GLOSSARY



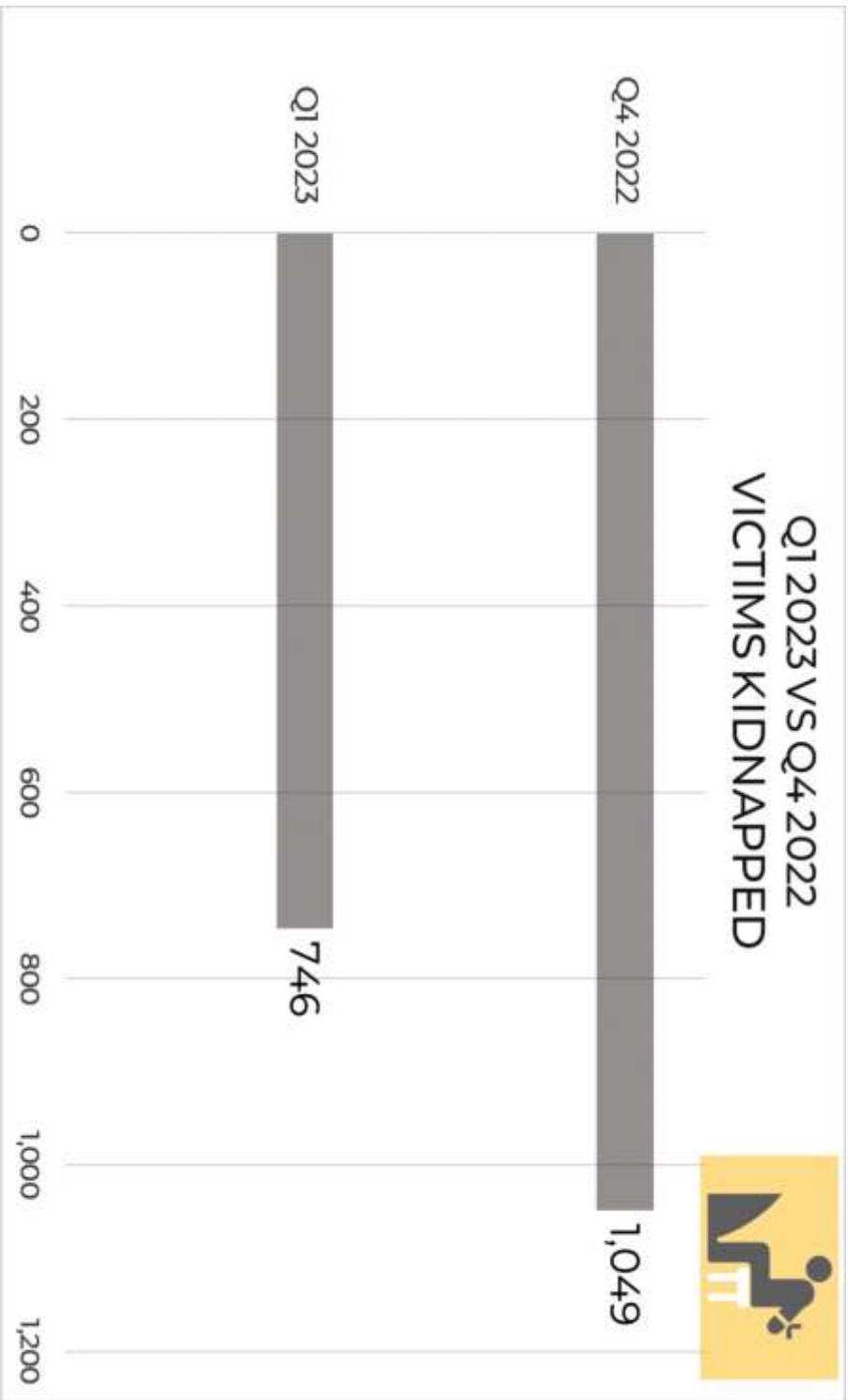
## SUMMARY NUMBERS OF VICTIMS KIDNAPPED IN Q1



2023



# Q1





**TABLE A3: SUMMARY OF BANDITRY INCIDENTS FOR FIRST QUARTER 2023:  
REPORTED RAPE CASES**

SENATORIAL DISTRICT	LOCAL GOVERNMENT AREA	FIRST QUARTER 2023												TOTAL PER ZONE	PERCENTAGE OF STATEWIDE TOTAL	
		NUMBER OF PERSONS RAPED						MARCH								
		JANUARY			FEBRUARY			FEBRUARY			MARCH					
MALE	FEMALE	MINOR	MALE	FEMALE	MINOR	MALE	FEMALE	MINOR	MALE	FEMALE	MINOR					
NORTHERN SENATORIAL DISTRICT	IKARA			1				1							5	41.67%
	KUBAU															
	KUDAN								1							
	LERE												1			
	MAKARFI															
	SABON GARI												1			
	SOBA															
	ZARIA															
	BIRNIN GWARI															
	CHIKUN															
KADUNA CENTRAL SENATORIAL DISTRICT	GIWA			1									1		4	33.33%
	IGABI												1			
	KADUNA NORTH															
	KADUNA SOUTH												1			
	KAJURU															
SOUTHERN SENATORIAL DISTRICT	JABA														3	25.00%
	JEMAA												1			
	KACHIA			1												
	KAGARKO															
	KAURA												1			
TOTAL	KAURU															
	SANGA															
	ZANGON KATAF															
		0	0	3	0	1	3	0	1	3	0	1	4			
		3			4			5			12					



Q1

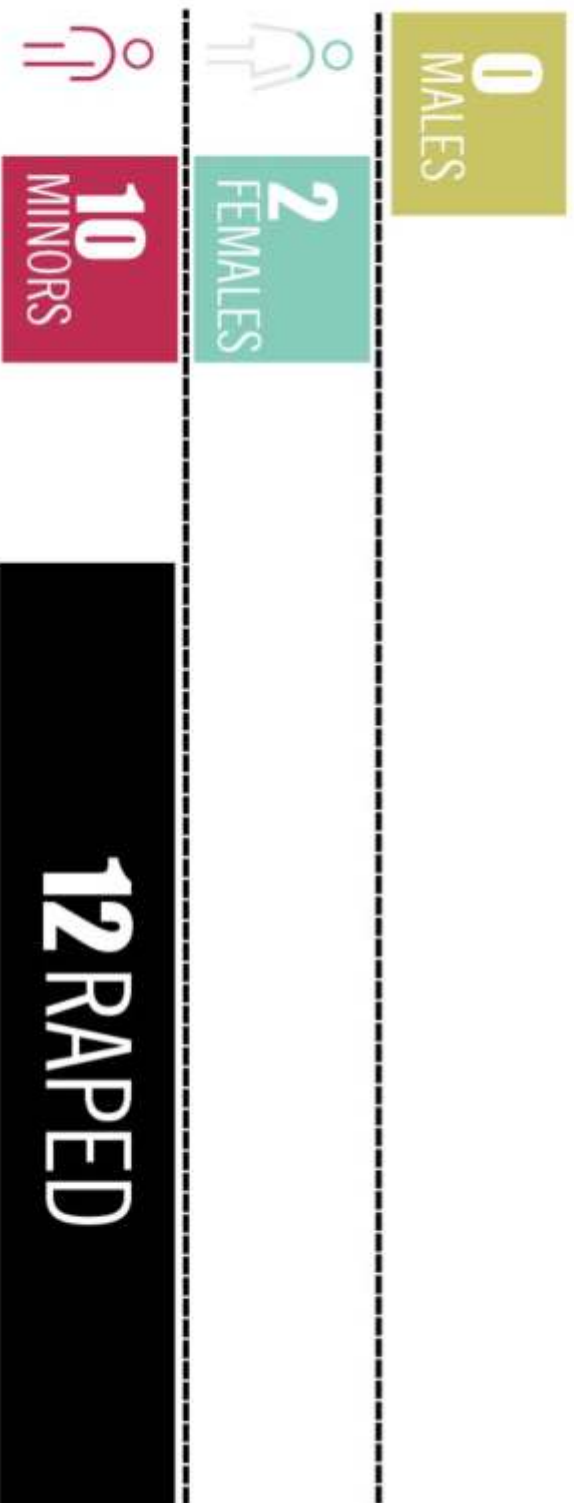
Twelve **(12)** persons were reported to have been raped by bandits across the State from January to March 2023. **Ten (10)** of these were minors. There are certainly many more unreported cases of rape by armed bandits, and only reported cases are highlighted.

**Five** cases were reported in the Northern Senatorial District, comprising four minors.

**Four** rape cases were reported from the Kaduna Central Senatorial District, with three victims below the age of 18.

**Three cases** were recorded in the Southern Kaduna Senatorial District, all minors.

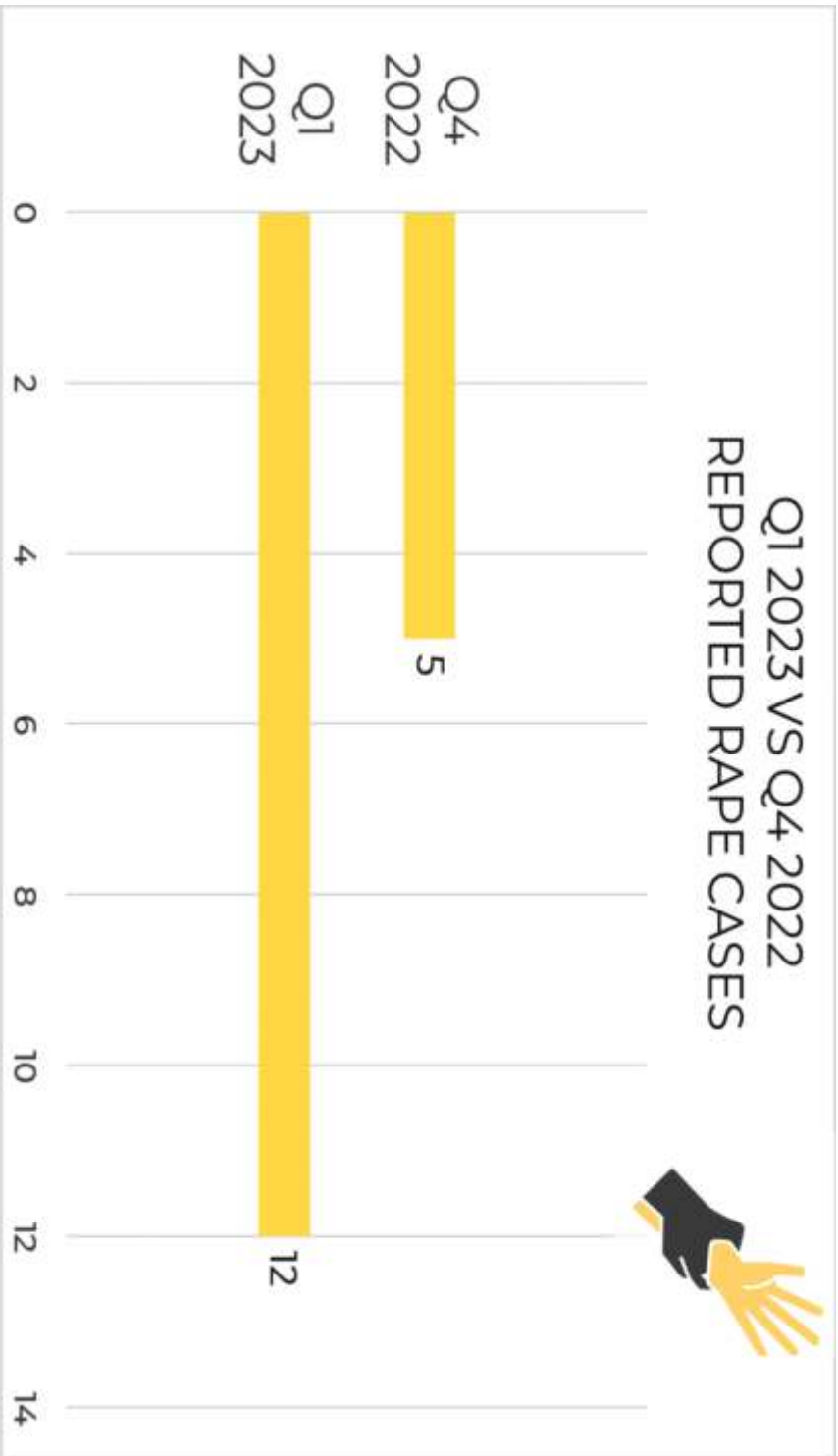
# SUMMARY NUMBERS OF REPORTED RAPE CASES



EACH REPRESENTS 10



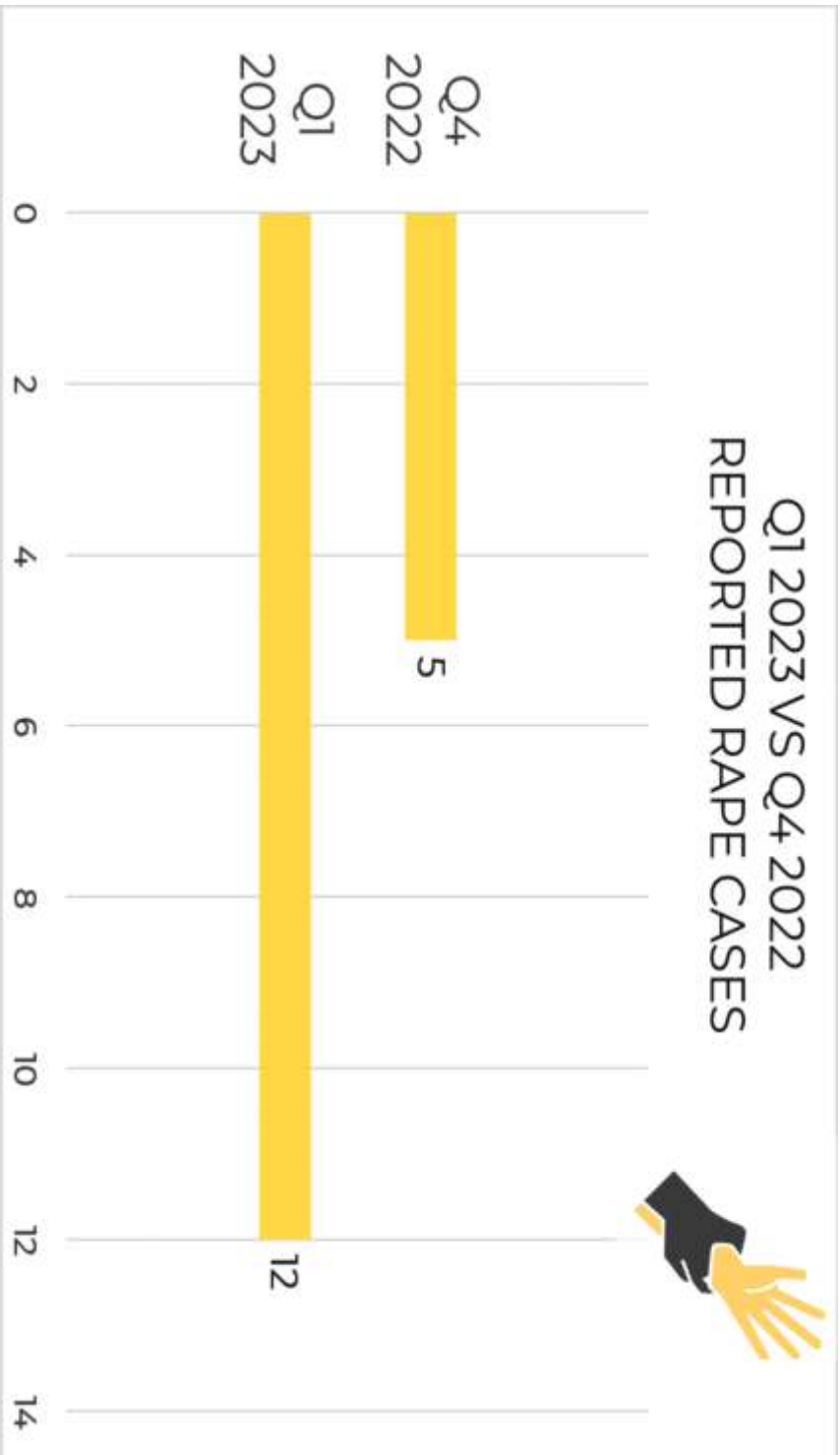






**TABLE A4: SUMMARY OF BANDITRY INCIDENTS FOR FIRST QUARTER 2023:  
VICTIMS INJURED AS A RESULT OF BANDITRY, VIOLENT ATTACKS,  
REPRISALS AND COMMUNAL CLASHES**

SENATORIAL DISTRICT	LOCAL GOVERNMENT AREA	FIRST QUARTER 2023										TOTAL PER ZONE	PERCENTAGE OF STATEWIDE TOTAL		
		NUMBER OF VICTIMS INJURED													
		JANUARY			FEBRUARY			MARCH							
		MALE	FEMALE	MINOR	MALE	FEMALE	MINOR	MALE	FEMALE	MINOR					
NORTHERN SENATORIAL DISTRICT	IKARA	1												16	13.79%
	KUBAU	1				1					1				
	KUDAN	3				1									
	LERE	1													
	MAKARRI														
	SABON GARI	1				1									
	SOBA	1	2			2									
	ZARIA														
	BIRNIN CWARI		12			6			5						
	CHIKUN		2			4			9		1				
KADUNA CENTRAL SENATORIAL DISTRICT	GIWA	2		1		1			1					64	55.17%
	IGABI		3			3			2						
	KADUNA NORTH KADUNA SOUTH		3			1									
SOUTHERN KADUNA SENATORIAL DISTRICT	KADUNA SOUTH KADUNA SOUTH					6					2			36	31.03%
	JABA														
	JEMAA		2								1				
	KACHIA		1								1				
	KAGARKO		7								2				
SOUTHERN KADUNA SENATORIAL DISTRICT	KAURA		4								1			36	31.03%
	KAURU		1								1				
	SANCA		1			1					1				
ZANGON KATIAF		5									2				
TOTAL		50	3	0	33	2	0	27	1	0					
			53			35			28						
TOTAL												116			





Q1

Citizens injured across the state due to banditry, terrorism, violent attacks, reprisals, and communal clashes numbered **116** in total. All of these were adults, of which **six (6)** were women.

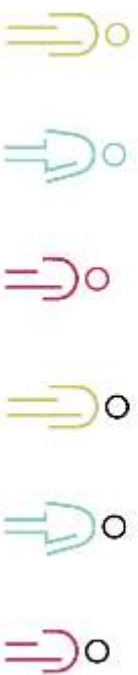

**Kaduna Central Senatorial District** accounted for **64** of the total injured (around **55%**). **Twenty-three (23)** of these occurred in **Birnin Gwari LGA**, with **16** injured in **Chikun LGA**, and **eight each in Igabi and Kajuru LGAs**.

A total of **36** persons sustained injuries from attacks in the **Southern Kaduna Senatorial District**. **Twelve (12)** cases occurred in **Kagarko LGA** and **seven each in Kauru and Zangon Kataf LGAs**.

**Sixteen (16)** persons were injured in **Northern Senatorial District**, comprising two women.



# SUMMARY NUMBERS OF VICTIMS INJURED IN Q1



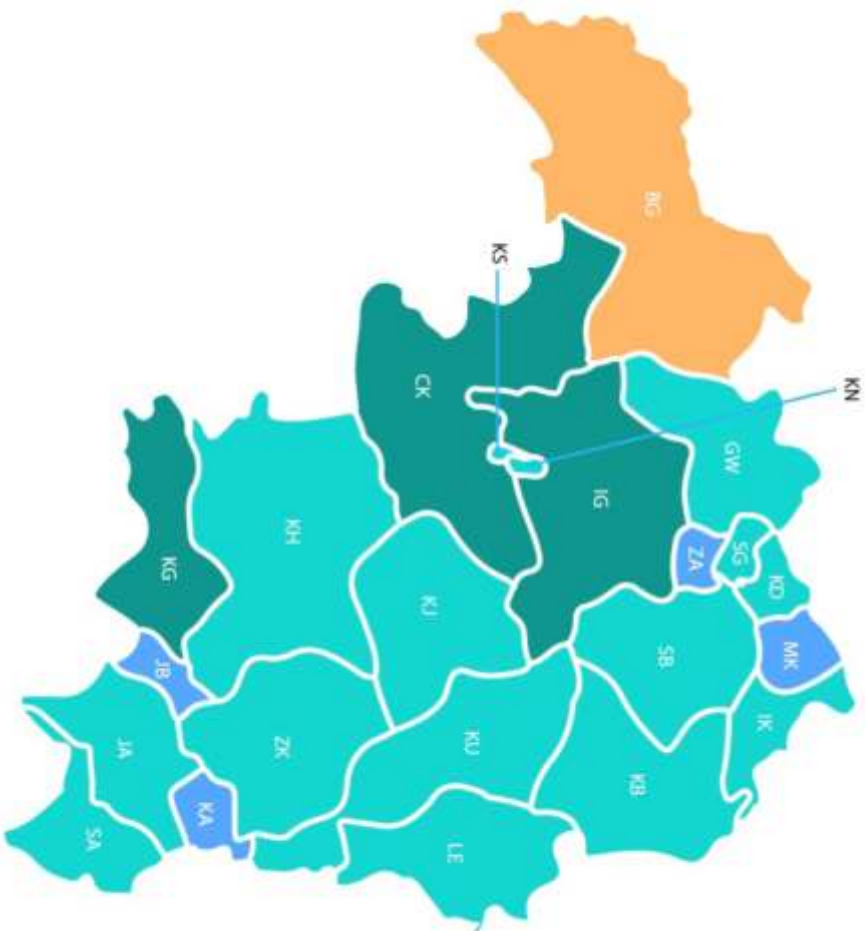


19

GLOSSARY



SUMMARY NUMBERS OF VICTIMS INJURED IN Q1







**TABLE A5: SUMMARY OF BANDITRY INCIDENTS FOR FIRST QUARTER 2023:  
ANIMALS RUSTLED**


SENATORIAL DISTRICT	LOCAL GOVERNMENT AREA	FIRST QUARTER 2023			TOTAL PER DISTRICT	PERCENTAGE OF STATEWIDE TOTAL
		NUMBER OF ANIMALS RUSTLED				
		JANUARY	FEBRUARY	MARCH		
NORTHERN SENATORIAL DISTRICT	IKARA					
	KUBAU					
	KUDAN	25		5		
	LERE					
	MAKARFI					
	SABON GARI					
	SOBA					
	ZARIA					
	BIRNIN GWARI	57				
	CHIKUN				200	
KADUNA CENTRAL SENATORIAL DISTRICT	GIWA	232			200	
	IGABI	366			50	
	KADUNA NORTH				200	
	KADUNA SOUTH					
	KAJURU				1000	
SOUTHERN KADUNA SENATORIAL DISTRICT	JABA	2				
	JEMAA					
	KACHIA	200			662	
	KAGARKO					
	KAURA					
	KAURU					
	SANCA					
ZANGON KATAF						
<b>TOTAL</b>		<b>882</b>	<b>253</b>	<b>2,112</b>	<b>3,247</b>	
					<b>3,247</b>	

**3,247** animals were rustled in the state in the first quarter, with **2,353** stolen from the Kaduna Central Senatorial District, accounting for around **73%** of the total.

**Kajuru LGA** had the highest figure of rustled animals in the first quarter, with **1,000**.

Southern Kaduna Senatorial District had **864** animals rustled, with almost all of these (**862**) from **Kachia LGA**.

# SUMMARY NUMBERS OF ANIMALS RUSTLED IN Q1



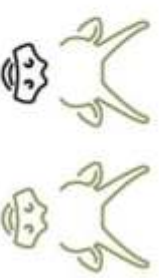
**3247**  
COWS

**3247 RUSTLED**

EACH REPRESENT

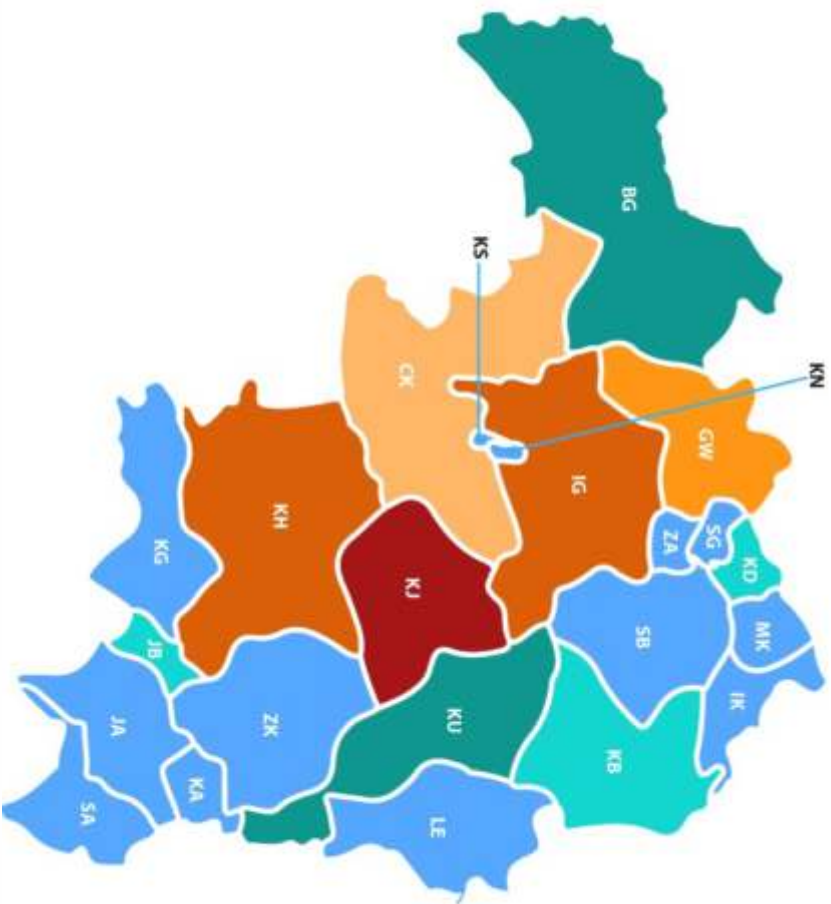
**100**

**50**





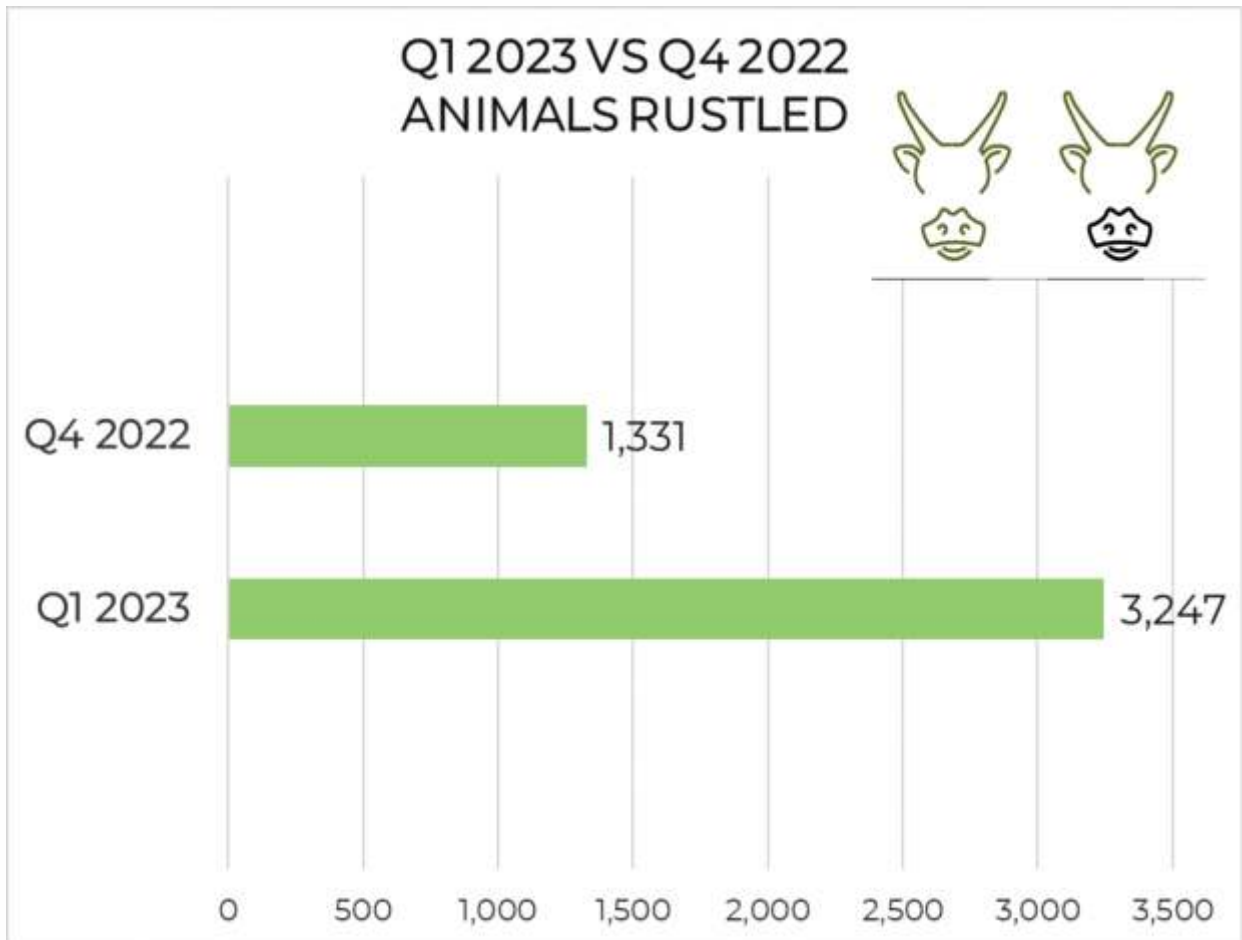
## SUMMARY NUMBERS OF ANIMALS RUSTLED IN Q1







# Q1



## KADUNA STATE GOVERNMENT'S EFFORTS

The Kaduna State Government's strategies to address the security challenges affecting the state have been upheld and improved in line with evolving threats. Some of these are:

- Collaborating with agencies between and across the layers of Federal security infrastructure, towards enhancing specialized counter-terrorism efforts.
- Strengthening the human intelligence gathering networks in critical areas and creating new networks in emerging areas of interest.
- Expanding intelligence networks across sister states to enhance counter-terrorism drives.
- Release of updates and security advisories to citizens and relevant institutions, to guide action in response to credible intelligence.
- Sustaining the provision of material and logistic support to the Federal Security Agencies.
- Empowering the Kaduna State Peace Commission to engage communities and incline them towards peaceful resolution of differences.
- Supporting strong responses to areas considered main flash points in the state.
- Supporting the execution of regular clearance operations by ground and air in frontline areas of the state, in response to credible intelligence confirming the locations of bandit enclaves.



Q1

## **BANDITS NEUTRALIZED**

In the first quarter of 2023, a total of **89 bandits** were neutralized during engagements with ground forces (Military and Police) at the following locations:

- Ringim, Galadimawa, Yadi and Kidandan in Giwa LGA
- Gwanto-Kwasau Road, Mangoro, Kasso, Tukurua, Dendeli-Barayi and Kumbusu in Chikun LGA
- Kampanin Doka, Kuriga, Janbirni, Sabon Layi, Polewire and Dogon Dawa Birnin Gwari LGA
- Maidaro and Riyawa, Igabi LGA
- Gengere Forest and Buda, Kajuru LGA
- Gidan Waya, Jema'a LGA
- Gure, Lere LGA

**Five (5)** bandits were eliminated in inter-gang clashes.

Scores more were neutralized in various air strikes carried out at identified bandit camps and enclaves across the state, as many camps were destroyed.

## SUMMARY NUMBERS OF BANDITS/TERRORISTS NEUTRALIZED IN Q1



By **Ground Forces (Police/Military)**



**89**  
BANDITS

In **Fratricidal Clashes**



**5**  
BANDITS

SCORES In **Air Strikes**

**94 NEUTRALIZED**

- Ringim, Galadimawa, Yadi and Kidandan in Giwa LGA
- Gwanto-Kwasau Road, Mangoro, Kasso, Tukurua, Dendeli-Barayi and Kumbusu in Chikun LGA
- Kampanin Doka, Kuriga, Janbimi, Sabon Layi, Polewire and Dogon Dawa Birnin Gwari LGA
- Maidaro and Riyawa, Igabi LGA
- Gengere Forest and Buda, Kajuru LGA
- Gidan Waya, Jema'a LGA
- Gure, Lere LGA

**2023**



EACH REPRESENT **10**



Q1

## **ARMS AND AMMUNITION INTERCEPTED**

In the first quarter of 2023, gunrunners were intercepted and arrested with the following quantities of arms and ammunition recovered:

70 AK47 Rifles

1 GPMG

1 G3 Rifle

3 Dane Guns

3 Locally Made Rifles

1 Pump Action Rifle

4 Locally Made Pistols

1 Pistol

13 Cartridges

20 Magazines

3,680 Rounds of live ammunition

10 Improvised Explosive Devices (IEDS)

3 Rocket Propelled Grenades (RPGs)

Investigations are being sustained towards dismantling gun-running networks and blocking arms routes into the state.

## SUMMARY NUMBERS OF ARMS AND AMMUNITION INTERCEPTED IN Q1



In the first quarter of 2023, gunrunners were intercepted and arrested with the following quantities of arms and ammunition recovered:



2023



Q1

## DRUG TRAFFICKING AND ABUSE

The Kaduna State Command of the National Drug Law Enforcement Agency (NDLEA) intercepted suspects (traffickers and users) and seized an array of substances across the state during the period under review. These are broken down as follows:

Suspects arrested – 218 (206 males and 12 females)

### **Substances seized:**

Cannabis – 4499.5355kg

Cocaine – 0.094kg

Heroin – 0.018kg

Tramadol – 11.937kg

Methamphetamine – 0.189kg

Opium – 0.422kg

Psychotropic drugs (including codeine, diazepam etc) – 1098.006kg

Efforts will continue towards intercepting traffickers and cracking down on black spots across the state.



## SUMMARY NUMBERS OF DRUG TRAFFICKING AND CONSUMPTION IN Q1



The Kaduna State Command of the National Drug Law Enforcement Agency (NDLEA) arrested several suspects (traffickers and users) and seized an array of substances across the state during the period under review. These are broken down as follows:



## DRUGS SEIZED





Q1

## OBSERVATIONS

- The interaction between bandits and terrorist groups such as Boko Haram, ISWAP and Ansaru continues to be investigated closely, in tandem with relevant stakeholders outside the State.
- Reckless use of social media platforms persists, along with insensitive reportage by sections of the conventional media.
- Politicization of security challenges remains a constant feature, with ethnic and religious narratives often used to support mischievous narratives.
- Bandits and terrorists operate based on tip-offs from informants on potential targets and on movement of security agencies, with collaborators serving as logistic suppliers, couriers of arms and ammunition, and transporters of rustled animals.
- Aggrieved groups recruit criminal mercenaries to carry out revenge attacks against those they believe have attacked them. There are also alliances between some communities to execute attacks on others.
- Criminals still enjoy protection from communities based on ethnic or religious considerations.

## CONCLUSION

The Kaduna State Government continues to support federal security agencies in their operations.

Engagements have been deepened towards mitigating terrorist threats, and intelligence gathering has been strengthened to this end. Necessary non-kinetic measures have been applied in combination with more conventional strategies.

The Kaduna State Government will continue to support the security community and all stakeholders towards ensuring the safety of its citizenry.

Government continues to seek the active collaboration of citizens in its efforts against banditry and terrorism and all forms of insecurity, through the volunteering of useful information on suspicious activities or hideouts, for action by security agencies.

The Kaduna State Security Operations Room operates 24 hours a day to receive information and incident reports on the phone lines: 09034000060 and 08170189999. Citizens are also encouraged to follow the social media pages of the Ministry of Internal Security and Home Affairs for regular security updates.

A handwritten signature in green ink, appearing to read "Aruwan".

**Samuel Aruwan**

Commissioner, Ministry of Internal Security and Home Affairs,  
Kaduna, April 2023



Freddie Fyne Inc.: 0818-607-2425

201

A PUBLICATION OF  
THE MINISTRY OF INTERNAL SECURITY AND HOME AFFAIRS, KADUNA STATE